



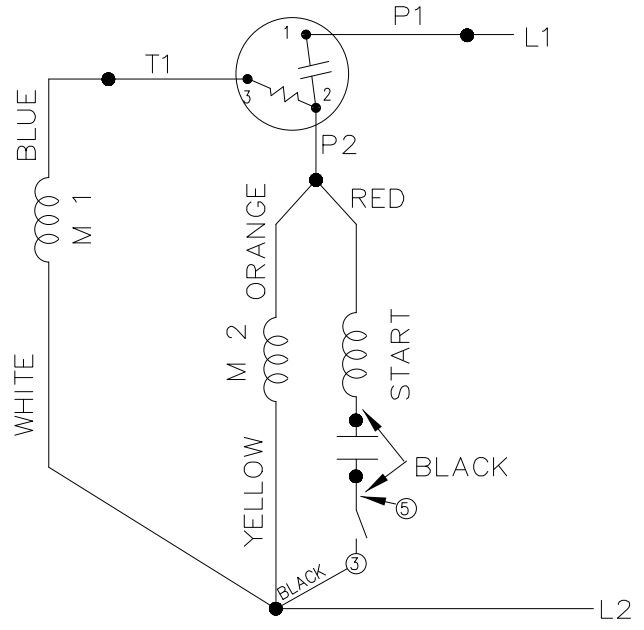
Nameplate Specifications

Phase	1	Output HP	0.33 Hp
Output KW	0.25 kW	Voltage	115/208-230 V
Speed	1725 rpm	Service Factor	1.15
Frame	56	Enclosure	Totally Enclosed Fan Cooled
Thermal Protection	Manual	Efficiency	55 %
Ambient Temperature	40 °C	Frequency	60 Hz
Current	6.6/3.1-3.3 A	Power Factor	60
Duty	Continuous	Insulation Class	B
Design Code	L	KVA Code	R
Drive End Bearing Size	6203	Opp Drive End Bearing Size	6203
UL	Recognized	CSA	Y
CE	N	IP Code	43
Number of Speeds	1		

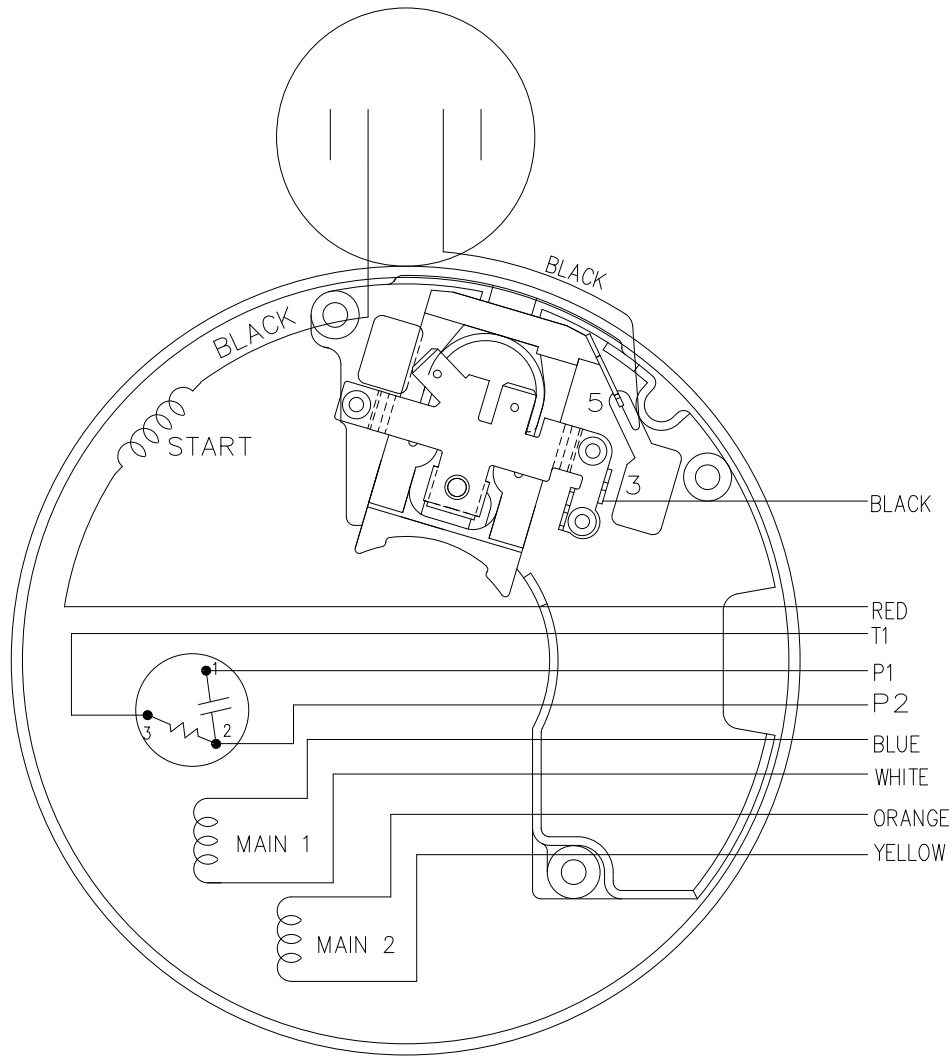
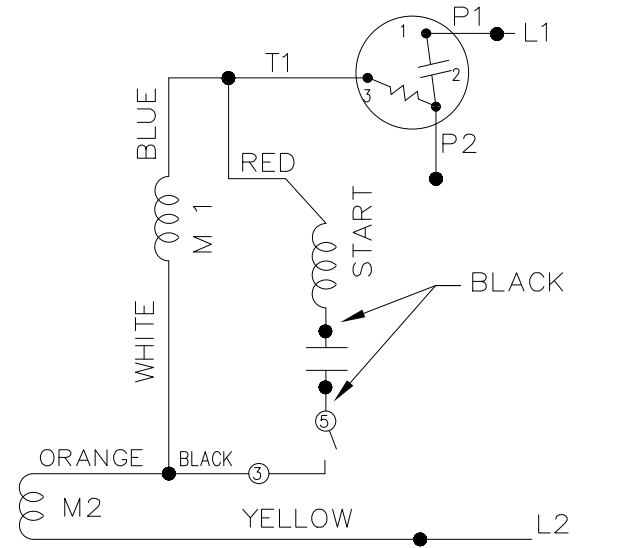
Technical Specifications

Electrical Type	Capacitor Start Induction Run	Starting Method	Across The Line
Poles	4	Rotation	Selective Counterclockwise
Resistance Main	0 Ohms	Mounting	Rigid Base
Motor Orientation	Horizontal	Drive End Bearing	Ball
Opp Drive End Bearing	Ball	Frame Material	Rolled Steel
Shaft Type	NEMA 56	Overall Length	11.82 in
Frame Length	6.56 in	Shaft Diameter	0.625 in
Shaft Extension	2.32 in	Assembly/Box Mounting	F1 ONLY
Connection Drawing	A-102005-52	Outline Drawing	A-100137-656

LOW VOLTAGE - CCW

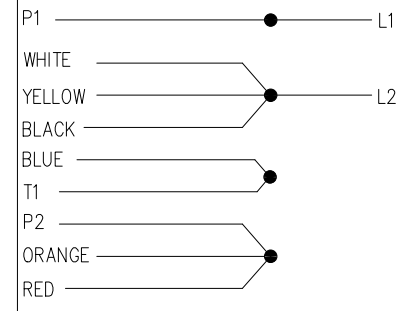


HIGH VOLTAGE - CCW

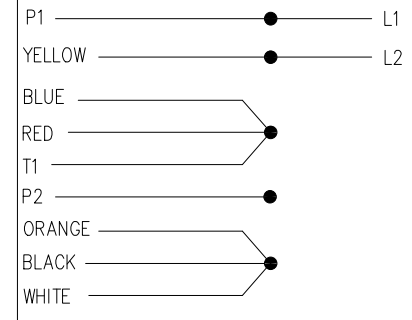


DUAL VOLTAGE
CAPACITOR START
OVERLOAD
SELECT ROTATION

LOW VOLT. CCW ROT.



HIGH VOLT. CCW ROT.



FOR CW ROTATION
EITHER VOLTAGE
INTERCHANGE RED
WITH BLACK

NO.	REVISION	BY & DATE	CHK	TOLERANCES UNLESS SPECIFIED		REGAL™ Regal Beloit America, Inc.	DRAWN BRH 02-29-1996				
				DEC.	INCHES						
				.X	±.1		CHK ML 03-06-1996				
7	UPDATED LOGO NMR-0212341	KB 01/12/2022	PVR	.XX	±.02	TITLE CONNECTION DIAGRAM	APPD GK 03-06-1996				
6	REISSUE	BRH 03-13-1996		.XXX	±.005		SCALE 5=8				
5	REDRAWN ON CADD	BRH 03-06-1996		.XXXX	±.0005	MAT'L.	REF				
				ANG	±7'30"	FINISH	FMF				
THIS DRAWING IN DESIGN AND DETAIL IS OUR PROPERTY AND MUST NOT BE USED EXCEPT IN CONNECTION WITH OUR WORK ALL RIGHTS OF DESIGN AND INVENTION ARE RESERVED THIS IS AN ELECTRONICALLY GENERATED DOCUMENT - DO NOT SCALE THIS PRINT						RFP	CAD FILE 102005-52	SIZE A	DRAWING NO. 102005-52	PAGE OF	REV. 7
						DIST WP					

CERTIFICATION DATA SHEET

Model#: 56C17F5324 H
CONN. DIAGRAM: A-102005-52
OUTLINE: A-100137-656

WINDING#: ZC406 NONE 3
ASSEMBLY: F1 ONLY

TYPICAL MOTOR PERFORMANCE DATA

HP	KW	SYNC. RPM	F.L. RPM	FRAME	ENCLOSURE	KVA CODE	DESIGN
1/3	0.25	1800	1725	56	TEFC	N	L

PH	Hz	VOLTS	FL AMPS	START TYPE	DUTY	INSL	S.F	AMB°C	ELEVATION
1	60	115/208-230	6.6/3.1-3.3	ACROSS THE LINE	CONTINUOUS	B3	1.15	40	3300

FULL LOAD EFF: 55	3/4 LOAD EFF: 50.5	1/2 LOAD EFF: 43.2	GTD. EFF	ELEC. TYPE	NO LOAD AMPS
FULL LOAD PF: 60	3/4 LOAD PF: 50	1/2 LOAD PF: 42.7	0	CAP START IND RUN	5.6 / 2.8

F.L. TORQUE	LOCKED ROTOR AMPS	L.R. TORQUE	B.D. TORQUE	F.L. RISE°C
16 LB-FT	32.4 / 16.2	55.7 LB-FT 348	44.6 LB-FT 279	53

SOUND PRESSURE @ 3 FT.	SOUND POWER	ROTOR WK^2	MAX. WK^2	SAFE STALL TIME	STARTS / HOUR	APPROX. MOTOR WGT
0 dBA	10 dBA	0 LB-FT^2	0 LB-FT^2	10 SEC.	0	0 LBS.

***** SUPPLEMENTAL INFORMATION *****

DE BRACKET TYPE	ODE BRACKET TYPE	MOUNT TYPE	ORIENTATION	SEVERE DUTY	HAZARDOUS LOCATION	DRIP COVER	SCREENS	PAINT
STANDARD	BRAKE	RIGID	HORIZONTAL	FALSE	NONE	FALSE	NONE	GRAY (POWDER)

BEARINGS		GREASE	SHAFT TYPE	SPECIAL DE	SPECIAL ODE	SHAFT MATERIAL	FRAME MATERIAL
DE	OPE						
BALL	BALL	POLYREX EM	T	NONE	NONE	1144 STRESSPROOF (C-223)	ROLLED STEEL
6203	6203						

THERMO-PROTECTORS				THERMISTORS	CONTROL	SPACE /n HEATERS
THERMOSTATS	PROTECTORS	WDG RTDs	BRG RTDs			
NONE	MANUAL	NONE	NONE	NONE	FALSE	NONE VOLTS

If Inverter equals NONE, contact factory for further information

*
N
O
T
E
S
*

INVERTER TORQUE: NONE
INV. HP SPEED RANGE: NONE
ENCODER: NONE
NONE NONE
NONE NONE PPR
BRAKE: PROVISIONS FOR KIT NONE
NONE P/N NONE
NONE NONE
NONE FT-LB NONE V NONE Hz

DATE: 06/27/2017 07:04:39 AM
 FORM 3531 REV.3 02/07/99
 ** Subject to change without notice.



REGAL REXNORD CORPORATION
TYPICAL PERFORMANCE CURVE for AC MOTOR

Customer

Curve at

230

Volts

HP 0.33

PHASE 1

Model No 56C17F5324

60

HZ

VOLTS 115/208-230

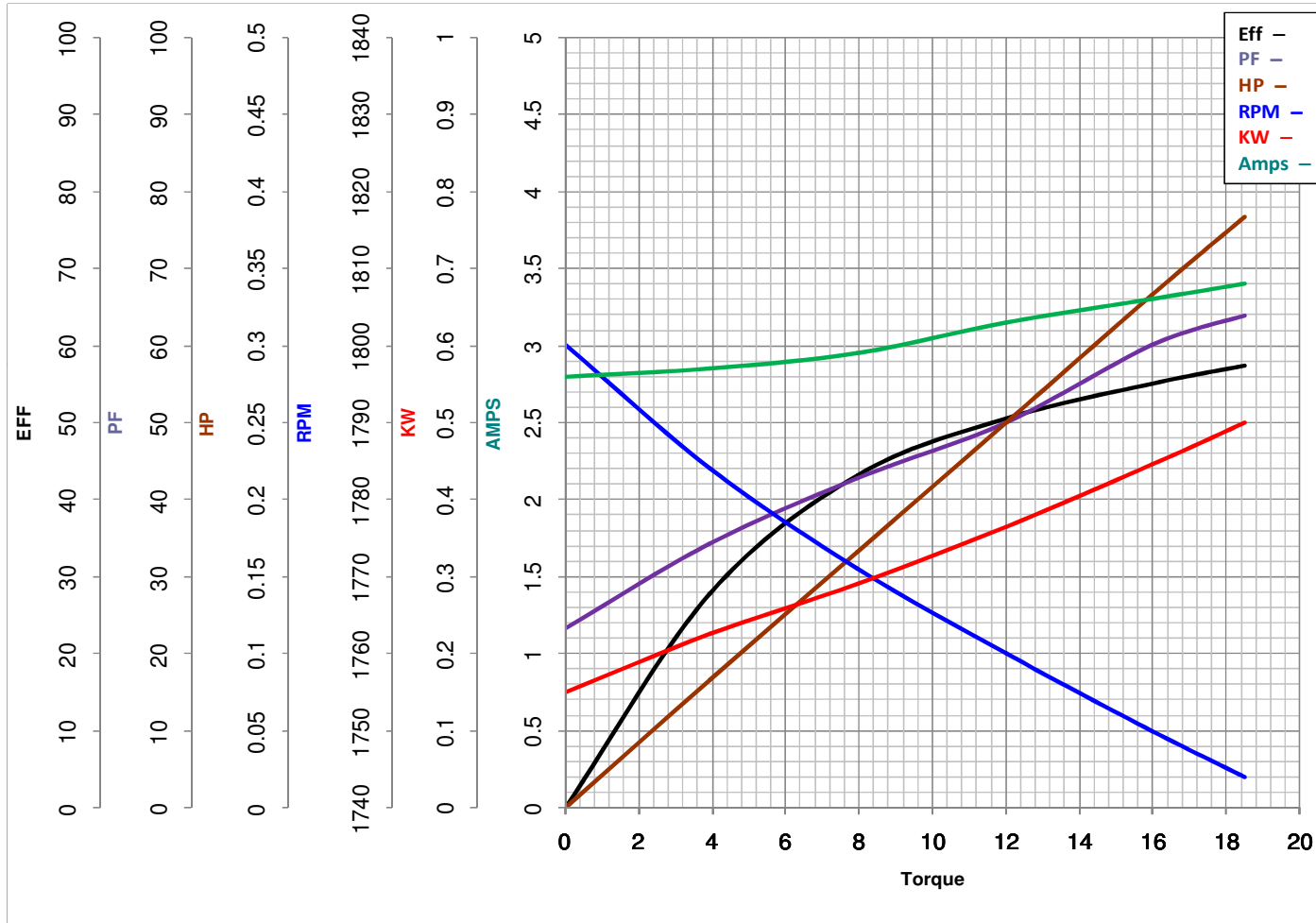
0.33

HP

Catalog No F101

HZ 60

RPM 1725



Torque in Oz.Ft

FL TORQUE 16 Oz.Ft
BD TORQUE 44.6 Oz.Ft
LR TORQUE 55.7 Oz.Ft

FL AMPS 6.6/3.1-3.3
PU TORQUE 39.9 Oz.Ft
LR AMPS 16.2

WINDING ZC406-3

Date 1/9/2019