

PRODUCT INFORMATION PACKET



Model No: 056C17F5325

Catalog No: F102

General Purpose Farm Duty Motor, 0.50 HP, 1 Ph, 60 Hz, 115/208-230 V, 1800 RPM, 56 Frame, TEFC



Regal and LEESON are trademarks of Regal Rexnord Corporation or one of its affiliated companies.
©2025 Regal Rexnord Corporation, All Rights Reserved. MC017097E





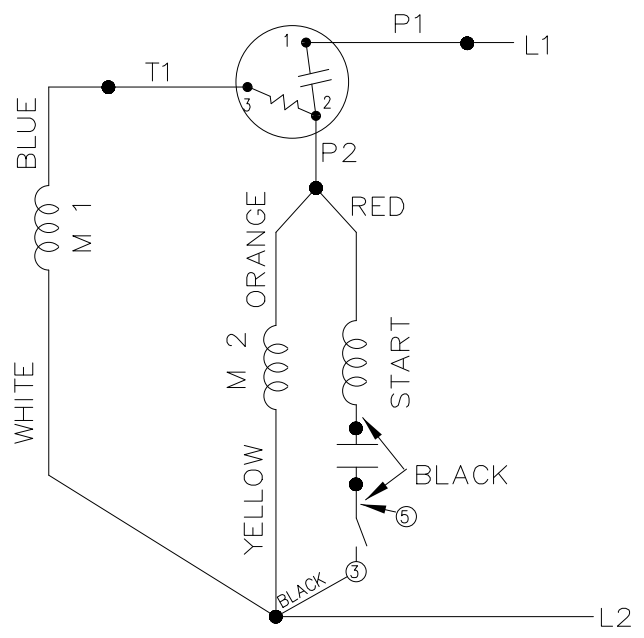
Nameplate Specifications

Phase	1	Output HP	0.50 Hp
Output KW	0.37 kW	Voltage	115/208-230 V
Speed	1725 rpm	Service Factor	1.15
Frame	56	Enclosure	Totally Enclosed Fan Cooled
Thermal Protection	Manual	Efficiency	66 %
Ambient Temperature	40 °C	Frequency	60 Hz
Current	8.8/4.2-4.4 A	Power Factor	58
Duty	Continuous	Insulation Class	B
Design Code	L	KVA Code	L
Drive End Bearing Size	6203	Opp Drive End Bearing Size	6203
UL	Recognized	CSA	Y
CE	Y	IP Code	43
Number of Speeds	1		

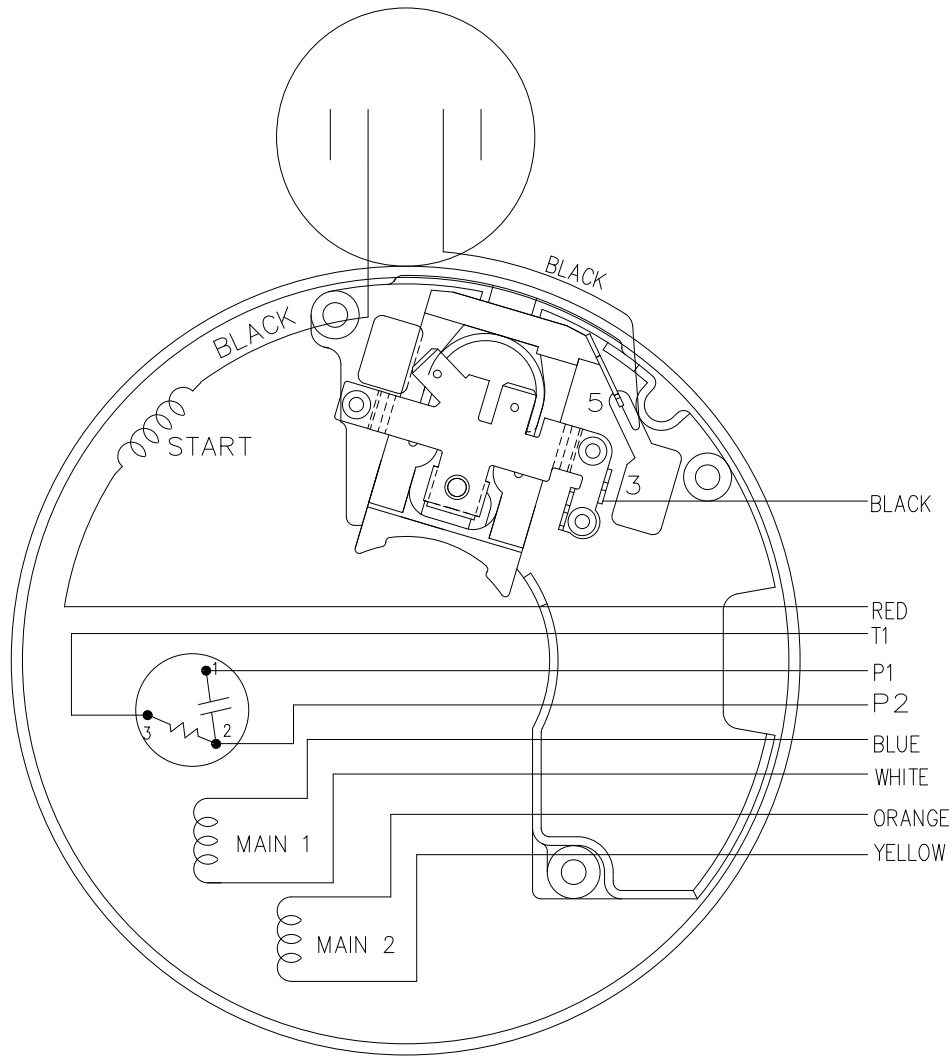
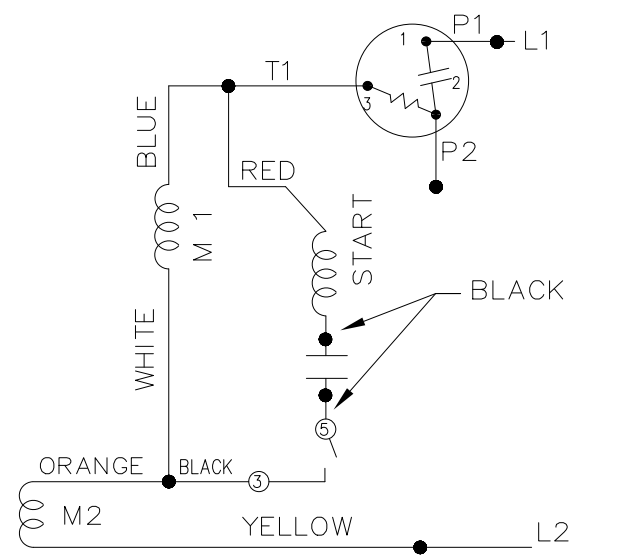
Technical Specifications

Electrical Type	Capacitor Start Induction Run	Starting Method	Across The Line
Poles	4	Rotation	Selective Counterclockwise
Resistance Main	0 Ohms	Mounting	Rigid Base
Motor Orientation	Horizontal	Drive End Bearing	Ball
Opp Drive End Bearing	Ball	Frame Material	Rolled Steel
Shaft Type	T	Overall Length	11.82 in
Frame Length	6.56 in	Shaft Diameter	0.625 in
Shaft Extension	2.32 in	Assembly/Box Mounting	F1 ONLY
Outline Drawing	A-100137-656	Connection Drawing	A-102005-52

LOW VOLTAGE - CCW

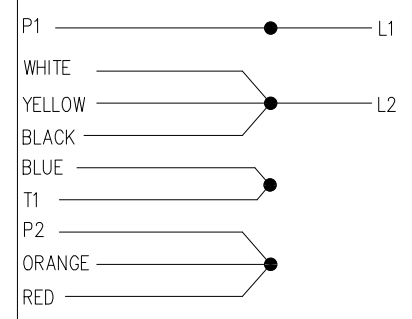


HIGH VOLTAGE - CCW

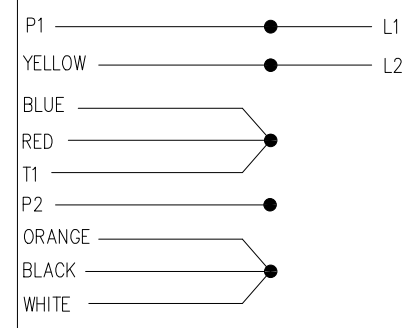


DUAL VOLTAGE
CAPACITOR START
OVERLOAD
SELECT ROTATION

LOW VOLT. CCW ROT.



HIGH VOLT. CCW ROT.



FOR CW ROTATION
EITHER VOLTAGE
INTERCHANGE RED
WITH BLACK

NO.	REVISION	BY & DATE	CHK	TOLERANCES UNLESS SPECIFIED		REGAL™ Regal Beloit America, Inc.	DRAWN BRH 02-29-1996				
				DEC.	INCHES			CHK	ML		
				.X	±.1		03-06-1996				
7	UPDATED LOGO NMR-0212341	KB 01/12/2022	PVR	.XX	±.02	TITLE CONNECTION DIAGRAM	APPD GK 03-06-1996				
6	REISSUE	BRH 03-13-1996		.XXX	±.005		SCALE 5=8				
5	REDRAWN ON CADD	BRH 03-06-1996		.XXXX	±.0005	MAT'L.	REF				
				ANG	±7'30"	FINISH	FMF				
THIS DRAWING IN DESIGN AND DETAIL IS OUR PROPERTY AND MUST NOT BE USED EXCEPT IN CONNECTION WITH OUR WORK ALL RIGHTS OF DESIGN AND INVENTION ARE RESERVED THIS IS AN ELECTRONICALLY GENERATED DOCUMENT - DO NOT SCALE THIS PRINT						RFP	CAD FILE 102005-52	SIZE A	DRAWING NO. 102005-52	PAGE OF	REV. 7
						DIST WP					



REGAL REXNORD CORPORATION
TYPICAL PERFORMANCE CURVE for AC MOTOR

Customer

Curve at

230

Volts

HP 0.50

PHASE 1

Model No 56C17F5325

60

HZ

VOLTS 115/208-230

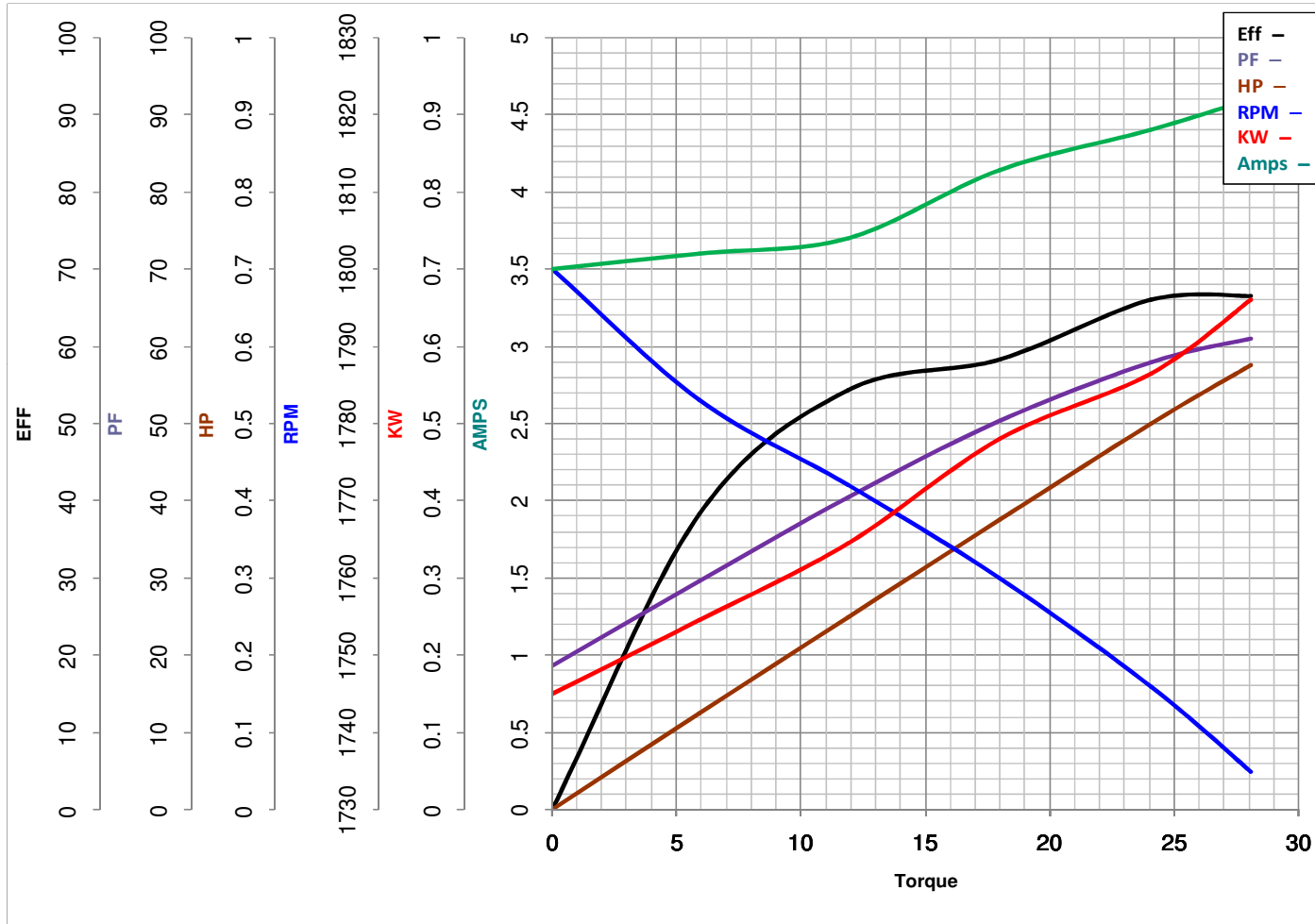
0.5

HP

Catalog No F102

HZ 60

RPM 1725



Torque in Oz.Ft

FL TORQUE 24.1 Oz.Ft
BD TORQUE 72.3 Oz.Ft
LR TORQUE 83.8 Oz.Ft

FL AMPS 8.8/4.2-4.4
PU TORQUE 61.2 Oz.Ft
LR AMPS 21.3

WINDING ZC404-3

Date 1/9/2019

EC Declaration of Conformity

The undersigned representing
the manufacturer:

Regal Beloit America
1946 West Cook Road
Fort Wayne, IN 46818

and the authorized representative
established within the Community:

Regal Beloit Italy
Via Modena, 18
24040 Ciserano(BG) - Italy

are committed to providing customers with products that comply with applicable regulations and international protocols to which they are subject, including the requirements of the European Parliament Directive on the Harmonization of the laws relating to electrical equipment designed for use within certain voltage limits (2014/35/EU).

Regal Beloit America declares that the following product(s), to which this declaration relates, are in conformity with the relevant sections of the EC standards listed below.

This statement supersedes any statements previously issued pertaining to the product(s) listed below and is subject to change without notice.

Model No : 056C17F5325

(Model No. may contain prefix and/or suffix characters)

Catalog No : F102

Rework No : N/A

Directives :

Low Voltage Directive 2014/35/EU

Harmonized Standards Used :

EN 60034-1: 2010 (IEC 60034-1: 2010)

EN 60034-5: 2001/A1:2007 (IEC 60034-5: 2000/A1:2006)

Authorized Representative:



Zach Stauffer
Vice President, Engineering

Authorized Representative in the Community:



Stefano Casiraghi
Technology Director, Engineering

Created on 07/08/2025

CE 25