

PRODUCT INFORMATION PACKET



Model No: 056H17T15527
Catalog No: Y282
Encoder Motor, 1 HP, 3 Ph, 60 Hz, 230/460 V, 1800 RPM, 56C Frame, TENV



Regal and LEESON are trademarks of Regal Rexnord Corporation or one of its affiliated companies.
©2025 Regal Rexnord Corporation, All Rights Reserved. MC017097E



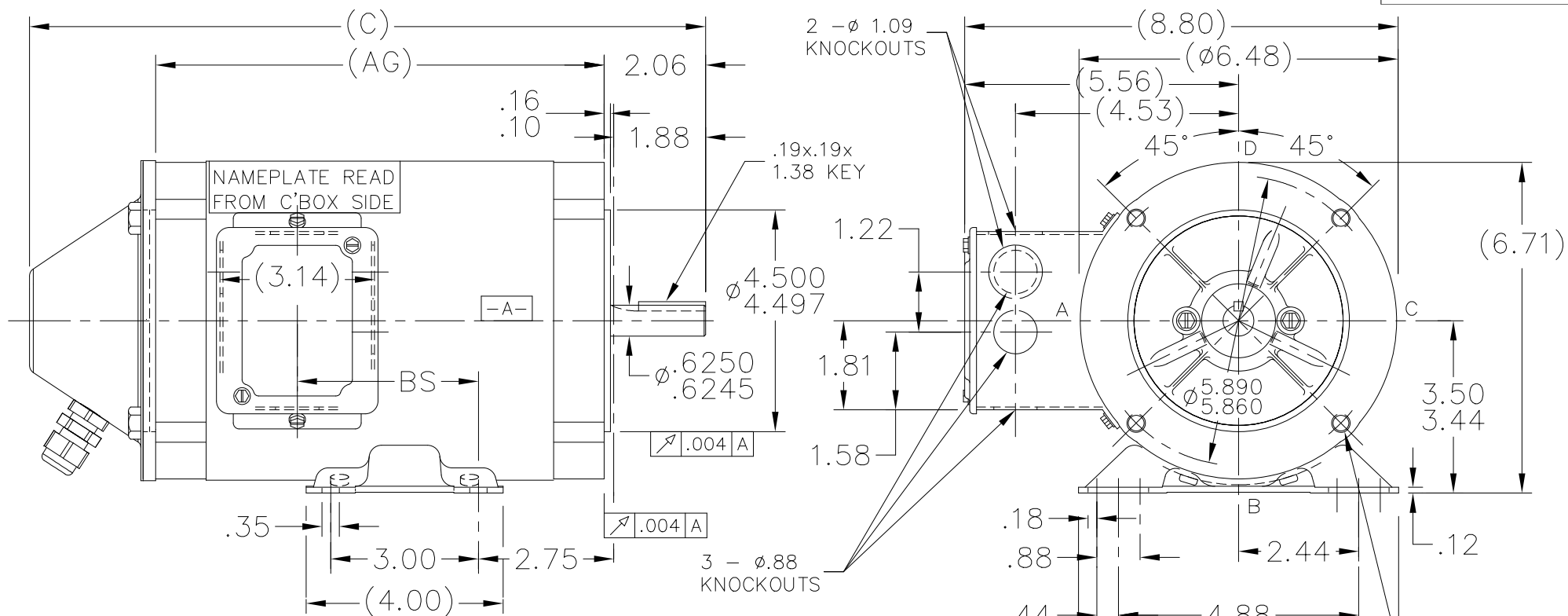


Nameplate Specifications

Phase	3	Output HP	1 Hp
Output KW	0.75 kW	Voltage	230/460 V
Speed	1725 rpm	Service Factor	1.0
Frame	56C	Enclosure	Totally Enclosed Non Ventilated
Thermal Protection	No Protection	Efficiency	84 %
Ambient Temperature	40 °C	Frequency	60 Hz
Current	3.0/1.5 A	Power Factor	75
Duty	Continuous	Insulation Class	H
Design Code	INV	KVA Code	P
Drive End Bearing Size	6203	Opp Drive End Bearing Size	6203
UL	Recognized	CSA	Y
CE	Y	IP Code	43
Number of Speeds	1		

Technical Specifications

Electrical Type	Squirrel Cage Inverter Duty	Starting Method	Inverter Only
Poles	4	Rotation	Reversible
Resistance Main	13.5 Ohms	Mounting	Bolt-on Base
Motor Orientation	Horizontal	Drive End Bearing	Ball
Opp Drive End Bearing	Ball	Frame Material	Rolled Steel
Shaft Type	NEMA 56	Overall Length	15.24 in
Frame Length	8.56 in	Shaft Diameter	0.625 in
Shaft Extension	2.06 in	Assembly/Box Mounting	F1 ONLY
Inverter Load	CONSTANT 1000:1		
Outline Drawing	A-107388-856	Connection Drawing	A-EE7308



TERM. END

NOTE:
C'FACE MOUNTING PATTERN
TYPICAL BOTH ENDS.

3/8-16UNC-2B
.56 MIN FULL THD
4 HOLES

DASH	FR.	C	AG	BS	DASH	FR.	C	AG	BS
					756	56-75	14.24	9.61	4.25
606	56-60	12.74	8.11	2.75	806	56-80	14.74	10.11	4.75
656	56-65	13.24	8.61	3.25	856	56-85	15.24	10.61	5.25
706	56-70	13.74	9.11	3.75					

NOTES:
1. REMOVABLE BASE
2. CONDUIT BOX CAN BE ROTATED 180°.

NO.	REVISION	BY & DATE	CHK	TOLERANCES UNLESS SPECIFIED	
				DEC.	INCHES
				.X	±.1
				.XX	±.03
				.XXX	±.005
1	CHANGED DRAWING TEMPLATE TO RRX PER ECR-0233449	KVDG 05-29-2024	DS	.XXXX	±.0005
				ANG	±7'30"

Regal Rexnord Regal Beloit America, Inc.

TITLE OUTLINE - HS 20 TACH.
56 FR. - TENV - BB - DBL. C'FACE

DRAWN	JJB	03-26-2008
CHK	ML	03-27-2008
APPD	GK	03-27-2008
SCALE	5=16	
REF	104043A	
FMF	MU86303	
PREV	ME080078	

THIS DRAWING IN DESIGN AND DETAIL IS OUR PROPERTY AND MUST NOT BE USED EXCEPT IN CONNECTION WITH OUR WORK ALL RIGHTS OF DESIGN AND INVENTION ARE RESERVED THIS IS AN ELECTRONICALLY GENERATED DOCUMENT - DO NOT SCALE THIS PRINT

RFP
DIST WP

CAD FILE 107388

SIZE	DRAWING NO.	PAGE	OF	REV.
A	107388			1

EE7308

THREE PHASE
DUAL VOLTAGE MOTOR



VIEW OF TERMINAL END

REF.
WINDING DIAGRAM

T8Y, T2Y, T2BL, T4BX, T2EC, T2G
T6BZ, T2B, T6BL, T4AV, T6B, T4B

OPTIONAL CORD
CONNECTION

L1 — WHITE
L2 — RED
L3 — BLACK

NO.	REVISION	BY & DATE	CHK	ANG	TOLERANCES UNLESS SPECIFIED		FINISH	DRAWN RM 11/20/1990				
					DEC.	INCHES						
5	CHG TO REGAL LOGO	SL 09/10/2015	AB					CHK ML 11/21/1990				
4	REVISED IEC NOTATIONS	MSG 11/15/2011	CMN	.X	±.1			APPD SAS 04/24/2003				
3	ADDED IEC NOTATIONS... (U1), (V1) ETC. MU95194	MSG 5/10/2010	MJS	.XX	±.02			SCALE 1=1				
2	ADDED THE OPTIONAL CORD CONNECTION MU46318	RDH 04/24/2003	DRS	.XXX	±.005		TITLE CONNECTION DIAGRAM 3Ø - DUAL VOLTAGE MOTOR	REF				
1	REDRAWN	RM 11/20/1990		.XXXX	±.0005		MAT'L.	FMF				
					±7'30"			PREV				
THIS DRAWING IN DESIGN AND DETAIL IS OUR PROPERTY AND MUST NOT BE USED EXCEPT IN CONNECTION WITH OUR WORK ALL RIGHTS OF DESIGN AND INVENTION ARE RESERVED THIS IS AN ELECTRONICALLY GENERATED DOCUMENT - DO NOT SCALE THIS PRINT							RFP	CAD FILE ee7308	SIZE A	DRAWING NO. EE7308	PAGE OF 5	REV. 5
							DIST WP					



NONE	P/N	NONE	
NONE	NONE		
NONE FT-LB		NONE V	NONE Hz

DATE: 06/28/2017 01:07:32 AM
FORM 3531 REV.3 02/07/99
** Subject to change without notice.

Data Sheet

Date: 4/10/2018
 Customer: _____
 Attention: _____
 Submitted by: FAREEDA DUDEKULA



56H17T15527

Submittal

Data @ 460 V

Motor Load Data

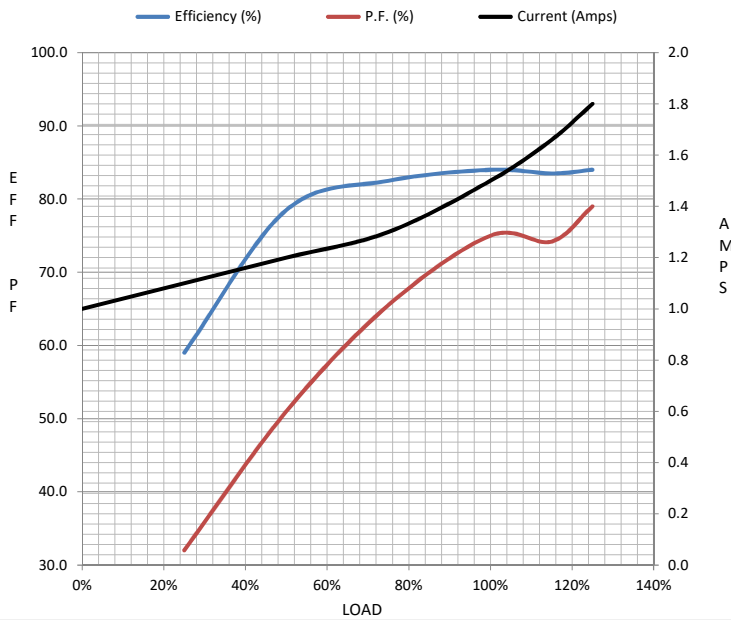
Load	0%	25%	50%	75%	100%	115%	125%	LR
Current (Amps)	1.00	1.10	1.20	1.30	1.50	1.66	1.80	15.0
Torque (ft-lb)	0.00	0.75	1.50	2.20	3.0	3.4	3.7	10.8
RPM	1800	1788	1778	1765	1750	1,747	1740	0
Efficiency (%)		59.0	78.5	82.5	84.0	83.5	84.0	
P.F. (%)	12.0	32.0	51.0	65.5	75.0	74.2	79.0	69.0

Motor Speed Data

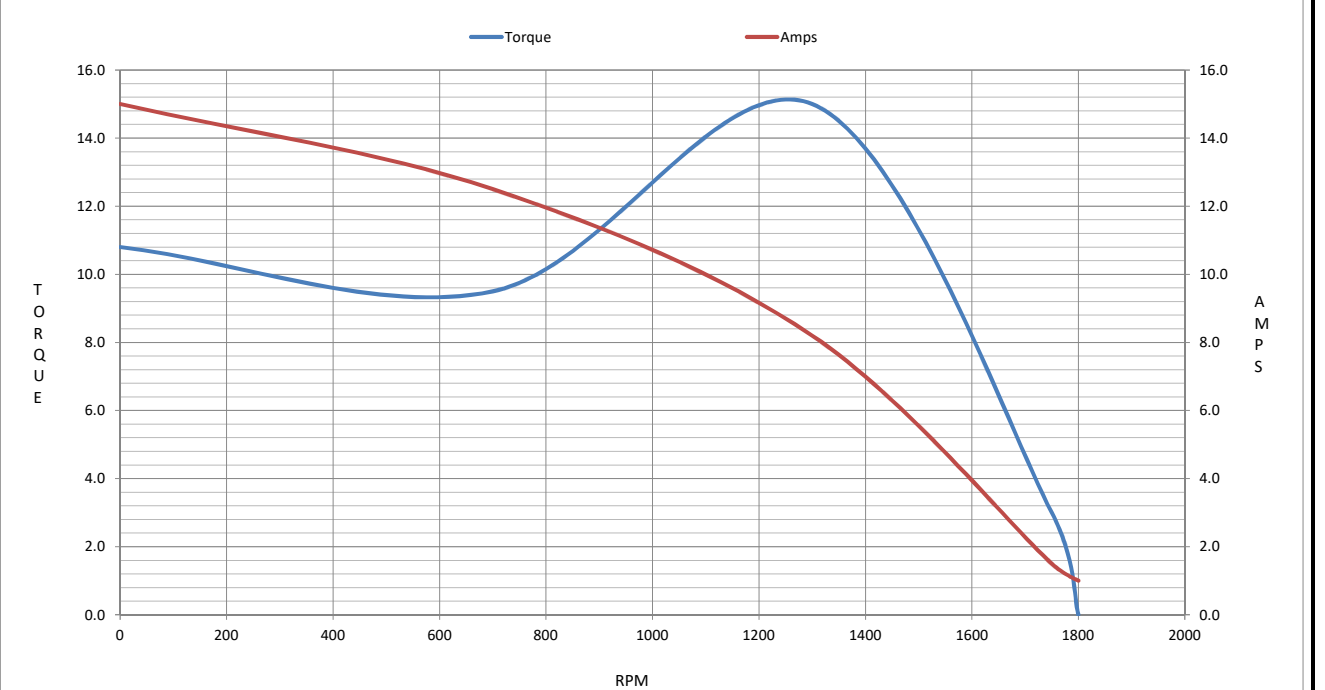
	LR	Pull-Up	BD	Rated	Idle
Speed (RPM)	0	700	1300	1750	1800
Current (Amps)	15.0	12.5	8.2	1.50	1.00
Torque (ft-lb)	10.8	9.5	15.0	3.0	0.00

Information Block

HP	1.0			
Sync. RPM	1800			
Frame	56182TFC6080			
Enclosure	TENV			
Construction	TTR			
Voltage	230/460 V			
Frequency	60 Hz			
Design	A			
LR Code letter	P			
Service Factor	1.15			
Temp Rise @ FL	65 °C			
Duty	CONT			
Ambient	40 °C			
Elevation	1,000 feet			
Rotor/Shaft wk ²	0.11 Lb-Ft ²			
Ref Wdg	ZT472 TR			
Sound Pressure @ 1M	62 dBA			
VFD Rating	CONSTANT 1000:1			
Outline Dwg	A-107388-856			
Conn. Diag	A-EE7308			
Additional Specifications:				
0				
0				
EQUIV CKT (OHMS / PHASE)				
R1	R2	X1	X2	Xm
8.3780	5.6230	10.7070	9.9120	278.0360



Speed -Torque Curve



EC Declaration of Conformity

The undersigned representing
the manufacturer:

Regal Beloit America
1946 West Cook Road
Fort Wayne, IN 46818

and the authorized representative
established within the Community:

Regal Beloit Italy
Via Modena, 18
24040 Ciserano(BG) - Italy

are committed to providing customers with products that comply with applicable regulations and international protocols to which they are subject, including the requirements of the European Parliament Directive on the Harmonization of the laws relating to electrical equipment designed for use within certain voltage limits (2014/35/EU).

Regal Beloit America declares that the following product(s), to which this declaration relates, are in conformity with the relevant sections of the EC standards listed below.

This statement supersedes any statements previously issued pertaining to the product(s) listed below and is subject to change without notice.

Model No : 056H17T15527

(Model No. may contain prefix and/or suffix characters)

Catalog No : Y282

Rework No : N/A

Directives :

Low Voltage Directive 2014/35/EU

Harmonized Standards Used :

EN 60034-1: 2010 (IEC 60034-1: 2010)

EN 60034-5: 2001/A1:2007 (IEC 60034-5: 2000/A1:2006)

Authorized Representative:



Zach Stauffer
Vice President, Engineering

Authorized Representative in the Community:



Stefano Casiraghi
Technology Director, Engineering

Created on 07/08/2025

CE 25