

# PRODUCT INFORMATION PACKET



Model No: 114213.00

Catalog No: 114213.00

WATTS-AVER® General Purpose Motor, 0.75 & 0.75 HP, 3 Ph, 60 & 50 Hz, 230/460 & 190/380 V,  
1800 & 1500 RPM, 56C Frame, TEFC

Operational at 208-230/460 V @60HZ



Regal and LEESON are trademarks of Regal Rexnord Corporation or one of its affiliated companies.

©2025 Regal Rexnord Corporation, All Rights Reserved. MC017097E





### Nameplate Specifications

Phase	<b>3</b>	Output HP	<b>0.75 &amp; 0.75 Hp</b>
Output KW	<b>0.56 &amp; 0.56 kW</b>	Voltage	<b>230/460 &amp; 190/380 V</b>
Speed	<b>1725 &amp; 1425 rpm</b>	Service Factor	<b>1.15 &amp; 1.15</b>
Frame	<b>56C</b>	Enclosure	<b>Totally Enclosed Fan Cooled</b>
Thermal Protection	<b>Thermostat</b>	Efficiency	<b>81.5 &amp; 75.5 %</b>
Ambient Temperature	<b>40 °C</b>	Frequency	<b>60 &amp; 50 Hz</b>
Current	<b>2.4/1.2 &amp; 2.7/1.35 A</b>	Power Factor	<b>72</b>
Duty	<b>Continuous</b>	Insulation Class	<b>F</b>
Design Code	<b>B</b>	KVA Code	<b>K</b>
Drive End Bearing Size	<b>6203</b>	Opp Drive End Bearing Size	<b>6203</b>
UL	<b>Recognized</b>	CSA	<b>Y</b>
CE	<b>Y</b>	IP Code	<b>43</b>
Number of Speeds	<b>1</b>		

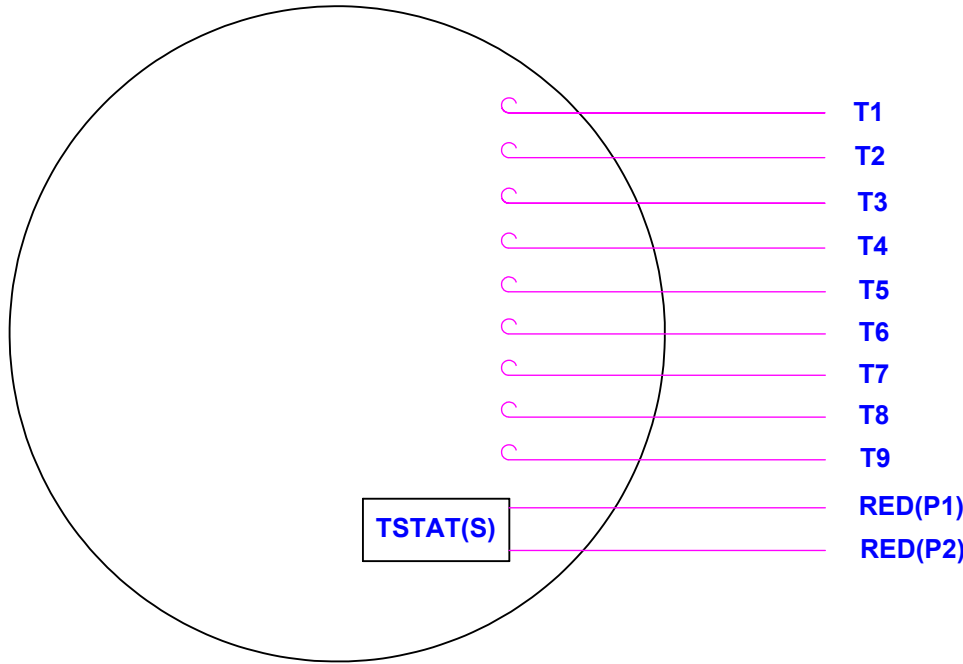
### Technical Specifications

Electrical Type	<b>Squirrel Cage Inverter Rated</b>	Starting Method	<b>Line Or Inverter</b>
Poles	<b>4</b>	Rotation	<b>Reversible</b>
Resistance Main	<b>5.72 Ohms</b>	Mounting	<b>Round</b>
Motor Orientation	<b>Horizontal</b>	Drive End Bearing	<b>Ball</b>
Opp Drive End Bearing	<b>Ball</b>	Frame Material	<b>Rolled Steel</b>
Shaft Type	<b>NEMA 56</b>	Overall Length	<b>10.98 in</b>
Frame Length	<b>5.50 in</b>	Shaft Diameter	<b>0.625 in</b>
Shaft Extension	<b>1.88 in</b>	Assembly/Box Mounting	<b>F1 ONLY</b>
Inverter Load	<b>CONSTANT 10:1</b>		
Connection Drawing	<b>005010.20</b>	Outline Drawing	<b>028776-550</b>

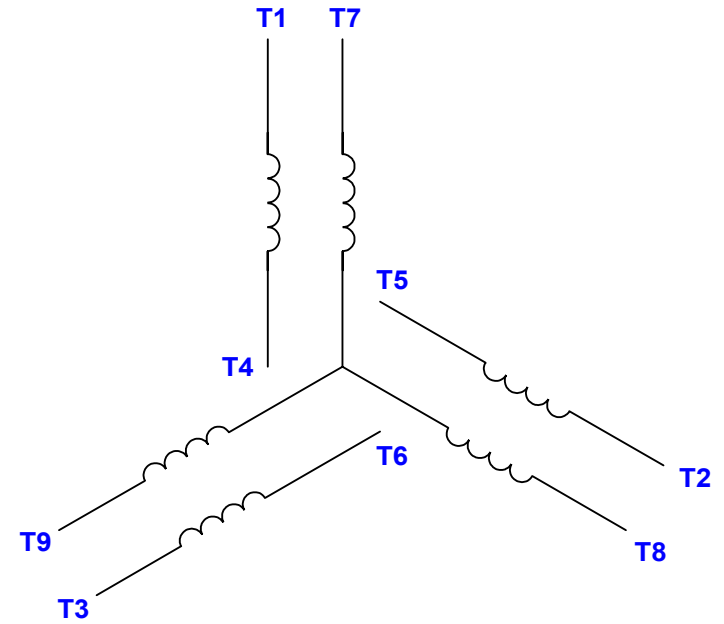




VIEW FROM OUTSIDE OF MOTOR AT SWITCH END.



LINE LEADS



VOLTAGE	L1	L2	L3	JOIN & INSULATE
HIGH	T1	T2	T3	(T4,T7) (T5,T8) (T6,T9)
LOW	T1,T7	T2,T8	T3,T9	T4,T5,T6

DRAWING REVISION H REVISION BY KVDG DATE 09/18/2024

ECO ECR-0237142 APPROVED BY DS DATE 09/19/2024

ECO DESCRIPTION ADDED P1 & P2 FOR TSTAT

COPYRIGHT REGAL BELOIT AMERICA, INC. ALL RIGHTS RESERVED. PROPRIETARY AND CONFIDENTIAL INFORMATION - THIS DOCUMENT IS THE PROPERTY OF REGAL BELOIT AMERICA, INC. ("OWNER") AND CONTAINS OWNER'S PROPRIETARY INFORMATION. ANY PERSON, CORPORATION OR OTHER FIRM RECEIVING IT IS DEEMED, BY RECEIVING IT, TO AGREE THAT IT, AND/OR ANY PART OF IT, SHALL NOT BE DISCLOSED TO ANY PERSON, CORPORATION OR OTHER ENTITY, DUPLICATED, AND/OR USED, EXCEPT AS EXPRESSLY APPROVED IN WRITING IN ADVANCE BY OWNER. THIS DOCUMENT SHALL BE RETURNED TO OWNER UPON REQUEST. IT MAY BE SUBJECT TO CERTAIN RESTRICTIONS UNDER APPLICABLE EXPORT CONTROL LAWS AND REGULATIONS.

TOLERANCES UNLESS OTHERWISE SPECIFIED:

DEC.	INCH	mm	ANGLE
.X	±0.1	[±2.5]	±0.5°
.XX	±0.01	[±0.25]	
.XXX	±0.005	[±0.127]	
.XXXX	±0.0005	[±0.0127]	

REMOVE BURRS & BREAK SHARP EDGES: .003/.015 [.076/.381] X 45°  
CORNER FILLETS: R.02 [.51]  
MACHINED SURFACES: 125/3.2 INCH/mm

mm SHOWN IN [BRACKETS]

DRAWN BY DBT 12/16/97

DATE

APPROVED BY KH 12/17/97

DATE

REFERENCE THIRD ANGLE PROJECTION

**Regal Rexnord** Regal Beloit America, Inc.

DESCRIPTION  
**CONN DIAGRAM-EXTERNAL**  
3 PHASE WITH PROTECTOR

MATERIAL DECAL - 004014 (TSTAT) - 080582	PROCESS/FINISH STOCK
SIZE A	DRAWING NUMBER 00501020
SHEET 1 OF 1	

P.O. BOX 8003  
 WAUSAU, WI 54401-8003  
 PH. 715-675-3311



DATA VOLTS: 460

**CERTIFICATION DATA SHEET**

CONN. DIAGRAM: 005010.20  
 OUTLINE: 028776-550  
 WINDING: T634302

CAT #: 114213.00

FR 3

**TYPICAL MOTOR PERFORMANCE DATA**

HP	KW	SYNC RPM	FL RPM	FRAME	ENCLOSURE	TYPE	KVA CODE	DESIGN
0.75	0.56	1800	1744	56C	TEFC	NA	K	B

PH	HZ	VOLTS	AMPS	START TYPE	DUTY	INSL	S.F.	AMB	ELEV.
3	60/50	208-230/460#190/380	2.5-2.35/1.2&2.7/1.35	LINE OR INVERTER	CONT	F	1.15	40	3300

F.L. EFF	81.6	3/4 LD EFF	81.2	1/2 LD EFF	79.5	GTD EFF	ELECT. TYPE
F.L. PF	72.3	3/4 LD PF	66.6	1/2 LD PF	54.3	0.0	SQ CAGE INV RATED

F.L. TORQUE	LR AMPS @ 460 V	L.R. TORQUE	B.D. TORQUE	F.L. RISE (°C)
574 LB-FT	8.0	1,690 LB-FT 294%	2,168 LB-FT 378%	32

PRESSURE @ 3	POWER	ROTOR WK²	MAX. LOAD WK²	SAFE STALL TIME	STARTS/HOUR	MOTOR WGT
0 dBA	9 dBA	0.08 LB-FT²	0.1 LB-FT²	10 SEC.	0	0 LB.

\*\*\* SUPPLEMENTAL INFORMATION \*\*\*

DE BRACKET TYPE	ODE BRACKET TYPE	MOUNT TYPE	MOTOR ORIENTATION	SEVERE DUTY	HAZARDOUS LOCATION	DRIP COVER	SCREENS	PAINT
C-FACE	STANDARD	ROUND	HORIZONTAL	NO	NONE	NO	NONE	IN - LEESON WATTS

BEARINGS		GREASE	SHAFT TYPE	SPECIAL DE	SPECIAL ODE	SHAFT MATERIAL	FRAME MATERIAL
DE	ODE	POLYREX EM	STANDARD 56	NONE	NONE	1144 STRESSPROOF (C-223)	ROLLED STEEL
BALL	BALL						
6203	6203						

THERMOSTATS	PROTECTORS	WDG RTD's	BRG RTD's	THERMISTORS	CONTROL	SPACE HEATERS
TSTATS (N/C)	NOT	NONE	NONE	NONE	FALSE	NA

R1 (ohms/ph)	R2 (ohms/ph)	X1 (ohms/ph)	X2 (ohms/ph)	Xm (ohms/ph)	VIBRATION (in/sec)	FLOAT
0	0	0	0	0	0.150	ODE

* N O T E S *	INVERTER TORQUE: CONSTANT 10:1 INV. HP SPEED RANGE: 1.5 X BASE SPEED					
	ENCODER: NONE					
	NONE					
	NONE					
	NONE PPR					

DATE: 1/29/2018	BRAKE: NONE					
	NONE					
	NONE					
	NONE					
FT-LB: NA		VOLTAGE: NONE				HZ:
UL: Y-(LEESON UL REC)						

Data Sheet

Date: 1/29/2018

114213.00



Data @ **460 V**

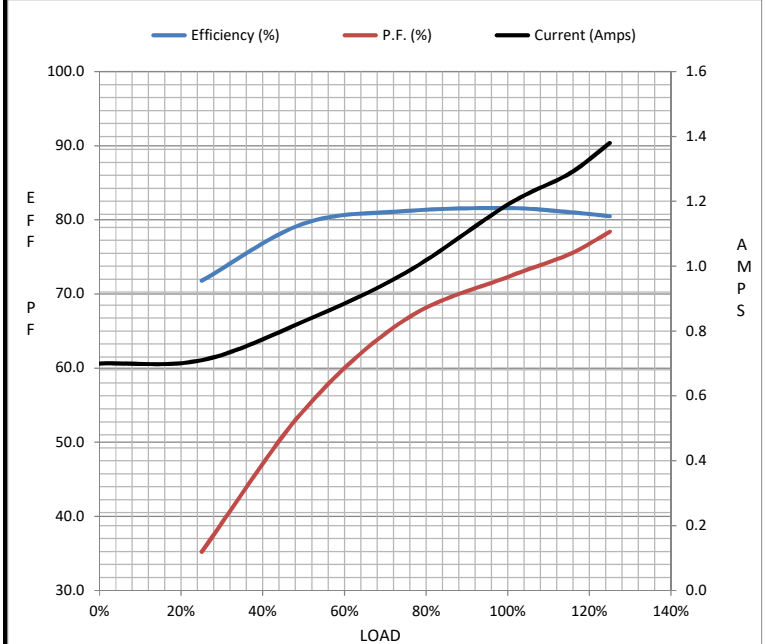
Motor Load Data

Load	0%	25%	50%	75%	100%	115%	125%	LR
Current (Amps)	0.70	0.71	0.83	0.98	1.19	1.29	1.38	8.0
Torque (ft-lb)	0.00	143	287	430	574	10,289	717	1,690
RPM	1800	1787	1775	1760	1744	1,738	1730	0
Efficiency (%)		71.8	79.5	81.2	81.6	81.1	80.5	
P.F. (%)	11.7	35.2	54.3	66.6	72.3	75.4	78.4	0.0

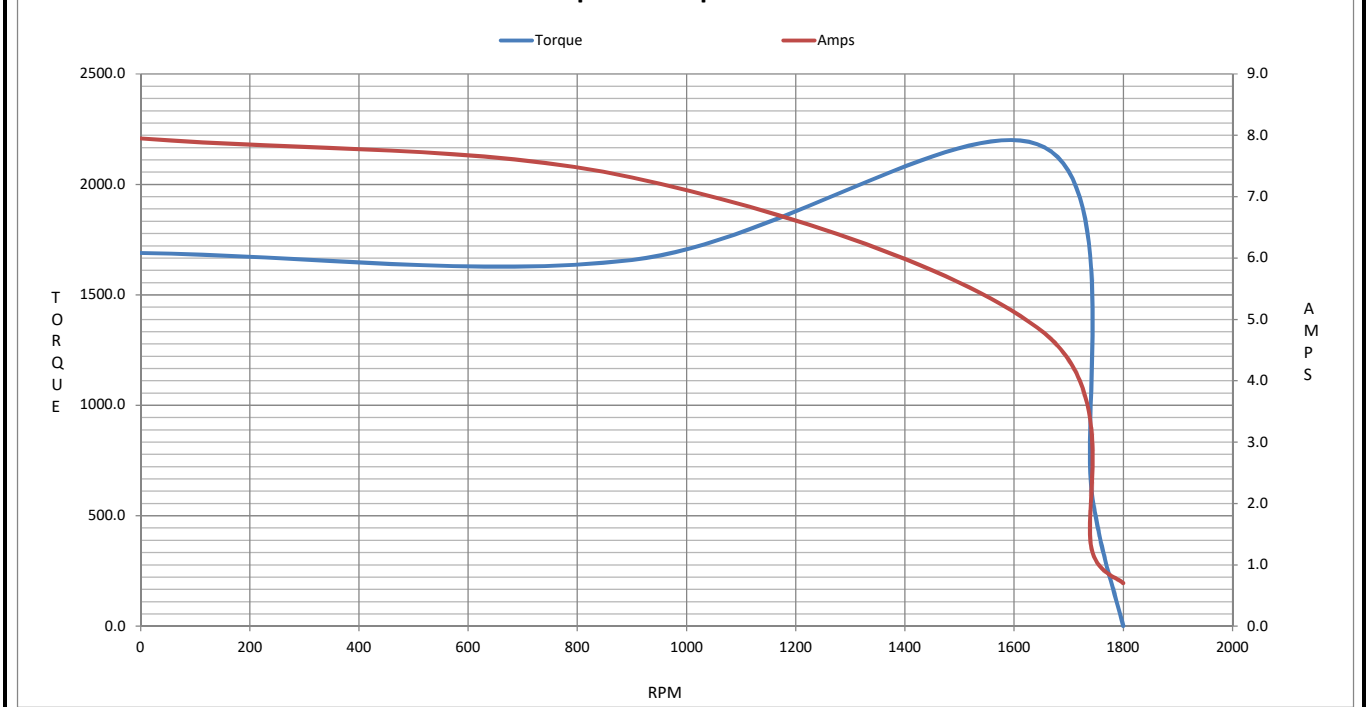
Motor Speed Data

	LR	Pull-Up	BD	Rated	Idle
Speed (RPM)	0	900	1656	1744	1800
Current (Amps)	8.0	7.3	4.8	1.19	0.70
Torque (ft-lb)	1,690	1,658	2,168	574	0.00

Information Block				
HP	0.8			
Sync. RPM	1800			
Frame	140			
Enclosure	TEFC			
Construction	NA			
Voltage	208-230/460#190/380 V			
Frequency	60 Hz			
Design	B			
LR Code letter	K			
Service Factor	1.15			
Temp Rise @ FL	32 °C			
Duty	CONT			
Ambient	40 °C			
Elevation	1,000 feet			
Rotor/Shaft wk <sup>2</sup>	0.08 Lb-Ft <sup>2</sup>			
Ref Wdg	T634302 FR			
Sound Pressure @ 1M	0 dBA			
VFD Rating	CONSTANT 10:1			
Outline Dwg	028776-550			
Conn. Diag	005010.20			
Additional Specifications:				
0				
0				
EQUIV CKT (OHMS / PHASE)				
R1	R2	X1	X2	Xm
0.0000	0.0000	0.0000	0.0000	0.0000



Speed - Torque Curve



## EC Declaration of Conformity

The undersigned representing  
the manufacturer:

Regal Beloit America  
1946 West Cook Road  
Fort Wayne, IN 46818

and the authorized representative  
established within the Community:

Regal Beloit Italy  
Via Modena, 18  
24040 Ciserano(BG) - Italy

are committed to providing customers with products that comply with applicable regulations and international protocols to which they are subject, including the requirements of the European Parliament Directive on the Harmonization of the laws relating to electrical equipment designed for use within certain voltage limits (2014/35/EU).

Regal Beloit America declares that the following product(s), to which this declaration relates, are in conformity with the relevant sections of the EC standards listed below.

This statement supersedes any statements previously issued pertaining to the product(s) listed below and is subject to change without notice.

Model No : 114213.00

(Model No. may contain prefix and/or suffix characters)

Catalog No : 114213.00

Rework No : N/A

Directives :


Low Voltage Directive 2014/35/EU

Harmonized Standards Used :

EN 60034-1: 2010 (IEC 60034-1: 2010)

EN 60034-5: 2001/A1:2007 (IEC 60034-5: 2000/A1:2006)

Authorized Representative:



Zach Stauffer  
Vice President, Engineering

Authorized Representative in the Community:



Stefano Casiraghi  
Technology Director, Engineering

Created on 07/08/2025

**CE 25**