

# PRODUCT INFORMATION PACKET



Model No: 116468.00

Catalog No: 116468.00

White Duck™ Brake Motor, 0.75 HP, 3 Ph, 60 Hz, 230/460 V, 1800 RPM, 56C Frame, TENV

**Operational at 208-230/460 V @60HZ**



Regal and LEESON are trademarks of Regal Rexnord Corporation or one of its affiliated companies.

©2026 Regal Rexnord Corporation, All Rights Reserved. MC017097E



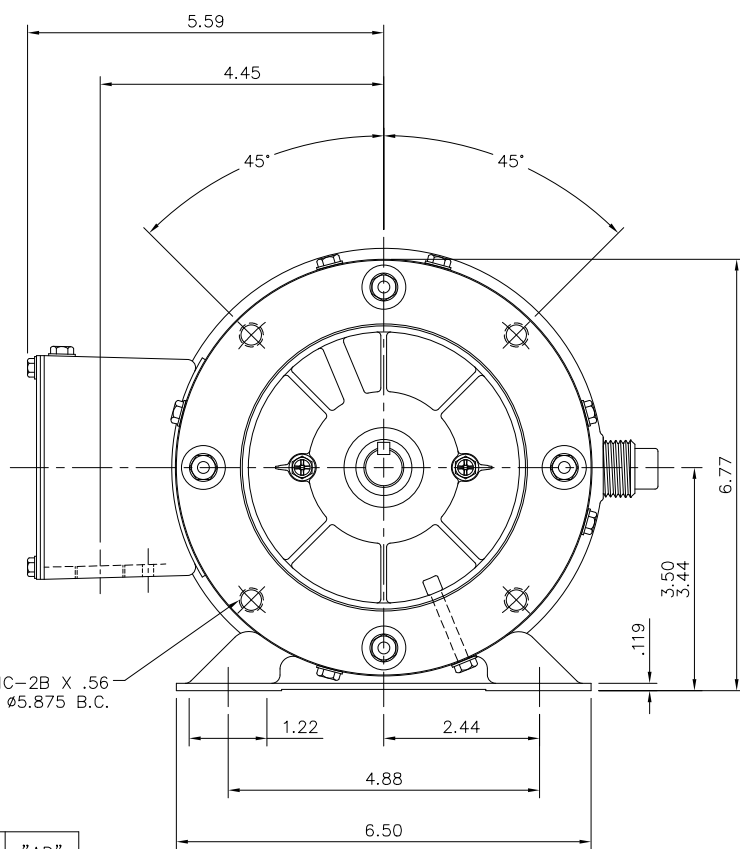
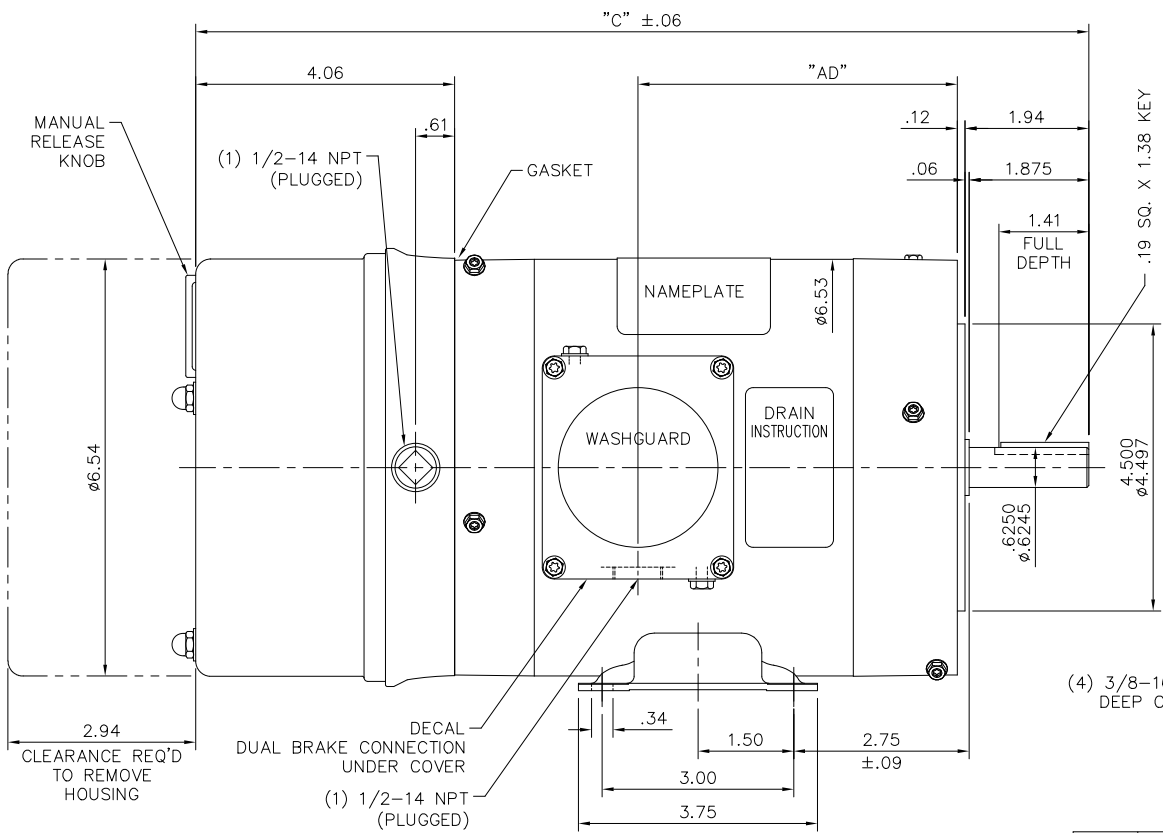


### Nameplate Specifications

Phase	<b>3</b>	Output HP	<b>0.75 Hp</b>
Output KW	<b>0.56 kW</b>	Voltage	<b>230/460 V</b>
Speed	<b>1725 rpm</b>	Service Factor	<b>1.15</b>
Frame	<b>56C</b>	Enclosure	<b>Totally Enclosed Non Ventilated</b>
Thermal Protection	<b>No Protection</b>	Efficiency	<b>80 %</b>
Ambient Temperature	<b>40 °C</b>	Frequency	<b>60 Hz</b>
Current	<b>2.5/1.3 A</b>	Power Factor	<b>70</b>
Duty	<b>Continuous</b>	Insulation Class	<b>F</b>
Design Code	<b>B</b>	KVA Code	<b>L</b>
Drive End Bearing Size	<b>6205</b>	Opp Drive End Bearing Size	<b>6203</b>
UL	<b>Recognized</b>	CSA	<b>Y</b>
CE	<b>Y</b>	IP Code	<b>55</b>
Number of Speeds	<b>1</b>		

### Technical Specifications

Electrical Type	<b>Squirrel Cage Induction Run</b>	Starting Method	<b>Across The Line</b>
Poles	<b>4</b>	Rotation	<b>Reversible</b>
Resistance Main	<b>23.28 Ohms</b>	Mounting	<b>Rigid Base</b>
Motor Orientation	<b>Horizontal</b>	Drive End Bearing	<b>Ball</b>
Opp Drive End Bearing	<b>Ball</b>	Frame Material	<b>Rolled Steel</b>
Shaft Type	<b>NEMA 56</b>	Overall Length	<b>15.00 in</b>
Frame Length	<b>6.00 in</b>	Shaft Diameter	<b>0.625 in</b>
Shaft Extension	<b>1.88 in</b>	Assembly/Box Mounting	<b>F1 ONLY</b>
Outline Drawing	<b>028575-650</b>	Connection Drawing	<b>005010.15</b>



DASH NO.	"C"	"AD"
550	14.00	5.01
600	14.50	5.51
650	15.00	6.01
700	15.50	6.51

MAXIMUM FACE RUNOUT TO BE .004 TIR  
 MAXIMUM PILOT ECCENTRICITY .004 TIR  
 PERMISSIBLE SHAFT RUNOUT .002 TIR

**WASHGUARD FEATURES:**

- 1) SHAFT SEAL & V-RING
- 2) DRAIN HOLES IN ENDBELLS & CONDUIT BOX
- 3) STAINLESS STEEL SHAFT, HARDWARE & NAMEPLATE
- 4) GASKETS THROUGHOUT

		TOLERANCES UNLESS SPECIFIED		DRAWN LST 1/14/04	
		DEC.	INCHES	CHK	RW 1/15/04
03	UPDATED DASH NUMBER AS PER ECR-0250101	GKB	03/23/26	BAN	X ±.1
02	ADDED DRAIN HOLE SCREWS PER ECR-0034519	ARV	7/30/13	SK	.XX ±.03
01	REV'D DRAIN HOLE SCREW LOC'NS IN L.E ENDBELL TO	BJB	03/18/04	.XXX	±.005
	MATCH ENDBELL MACHINING			.XXXX	±.0005
NO.	REVISION	BY & DATE	CHK	ANG	±1/2"
THIS DRAWING IN DESIGN AND DETAIL IS OUR PROPERTY AND MUST NOT BE USED EXCEPT IN CONNECTION WITH OUR WORK ALL RIGHTS OF DESIGN AND INVENTION ARE RESERVED THIS IS AN ELECTRONICALLY GENERATED DOCUMENT - DO NOT SCALE THIS PRINT			RFP	CAD FILE	028575
			DIST	SIZE	DRAWING NO.
				B	028575
					REV. 03



ELECTRIC MOTORS  
GEARMOTORS  
AND DRIVES

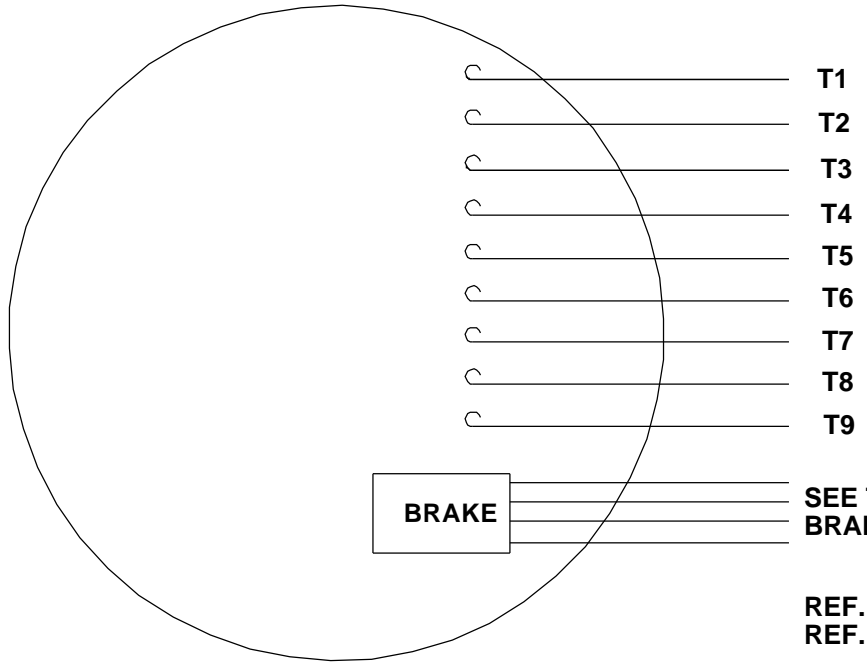
TITLE OUTLINE-56C FRAME  
TENV- RIGID "C"

MAT'L WASHGUARD BRAKE MOTOR

REF FMF 116466

PREV

VIEW FROM OUTSIDE OF MOTOR AT SWITCH END.

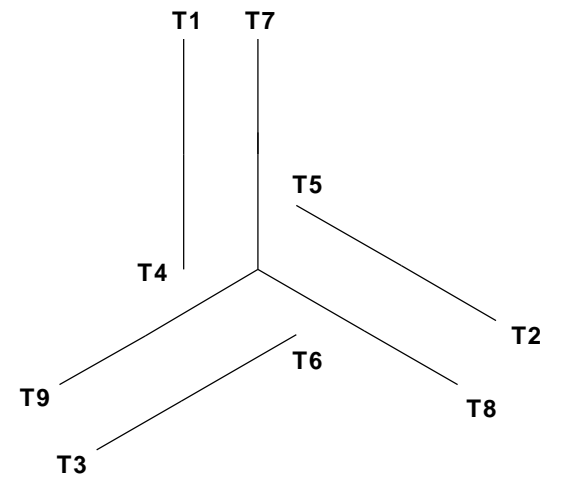


**CAUTION:**  
LEAD WIRE INSULATION TO EXTEND  
MINIMUM OF 1/4" INTO CONNECTOR  
INSULATION

SEE TABLE FOR  
 BRAKE CONNECTIONS

REF. DECAL (MOTOR) - 004014  
 REF. DECAL (BRAKE) - 080034 (STEARNS & DINGS BRAKE)

**LINE LEADS**



VOLTAGE	L1	L2	L3	JOIN & INSULATE
HIGH	T1	T2	T3	(T4, T7) (T5, T8) (T6, T9)
LOW	T1, T7	T2, T8	T3, T9	T4, T5, T6

RBC PROPRIETARY AND CONFIDENTIAL INFORMATION  
 This document is the property of REGAL BELOIT CORPORATION ("RBC") including its subsidiaries and divisions and contains proprietary information of RBC. This document is loaned on the express condition that neither it nor the information contained therein shall be disclosed to others without the express written consent of RBC, and that the information shall be used by the recipient only as approved expressly by RBC. This document shall be returned to RBC upon its request. This document may be subject to certain restrictions under U.S. export control laws and regulations.

**TYPE "T" W/O PROTECTOR**

VOLTAGE	BRAKE CONNECTION		
	STEARNS BRAKE		DINGS BRAKE
	L1	L2	Join
HIGH	1(REDF)	2(REDF)	3(BLACK) 4(BLACK)
LOW	1(REDF) 3(BLACK)	2(REDF) 4(BLACK)	-----

				TOLERANCES UNLESS SPECIFIED		ELECTRIC MOTORS GEARMOTORS AND DRIVES	DRAWN JJK 09/17/96	
				DEC	INCHES		CHK	
				.X	±.1	APPR		
				.XX	±.01	SCALE 1:1		
--	REDRAWN IN SOLIDWORKS	VJB 02/08/11	.XXX	±.005	TITLE EXTERNAL WIRING DIAGRAM STANDARD 3 PHASE - DUAL VOLTAGE		REF 005010-01	
01	ADDED DINGS AND BRAKE TABLE (PER CN114156)	TMZ 11/12/96	.XXXX	±.0005	MAT'L W/STEARNS OR DINGS DUAL VOLTAGE BRAKE CONN.		FMF	
NO	REVISION	BY & DATE	CHK	ANG ±1/2°	FINISH LEESON STOCK		PAGE OF	
THIRD ANGLE PROJECTION				RFP	PREV	SIZE	DRAWING NO	REV
				NETWORK FILE NAME 00501015		A	005010-15	--



**1051 CHEYENNE AVE.  
GRAFTON, WI 53024  
PH. 262-377-8810**

**CERTIFICATION DATA SHEET**

**CATALOG #:** 116468.00

**CONN. DIAGRAM:** 005010.15

**OUTLINE:** 028575-600

**MOUNTING:** F1 ONLY

**WINDING #:** T634245 NR 3 A

**TYPICAL MOTOR PERFORMANCE DATA**

HP	kW	SYNC. RPM	F.L. RPM	FRAME	ENCLOSURE	KVA CODE	DESIGN
3/4	0,56	1800	1725	56C	TENV	L	B

PH	Hz	VOLTS	AMPS	START TYPE	DUTY	INSL	S.F.	AMB°C
3	60	208-230/460	2,7-2,5/1,25	ACROSS THE LINE	CONTINUOUS	F4	1,15	40

FULL LOAD EFF:	80	3/4 LOAD EFF:	74,8	1/2 LOAD EFF:	70	GTD. EFF	ELEC. TYPE
FULL LOAD PF:	70	3/4 LOAD PF:	65,5	1/2 LOAD PF:	54,4	0	SQ CAGE IND RUN

F.L. TORQUE	LOCKED ROTOR AMPS	L.R. TORQUE	B.D. TORQUE	F.L. RISE°C
27 LB-IN	16,8 / 8,4	80 LB-IN 296 %	106 LB-IN 393 %	0

SOUND PRESSURE @ 3 FT.	SOUND POWER	ROTOR WK^2	MAX. WK^2	SAFE STALL TIME	STARTS / HOUR	APPROX. MOTOR WGT
0 dBA	10 dBA	0,09 LB-FT^2	0 LB-FT^2	0 SEC.	0	0 LBS.

**\*\*\* SUPPLEMENTAL INFORMATION \*\*\***

DE BRACKET TYPE	ODE BRACKET TYPE	MOUNT TYPE	ORIENTATION	SEVERE DUTY	HAZARDOUS LOCATION	DRIP COVER	SCREENS	PAINT
C-FACE	BRAKE	RIGID	HORIZONTAL	FALSE	NONE	FALSE	NONE	WHITE - LEESON (EPOXY)

BEARINGS		GREASE	SHAFT TYPE	SPECIAL DE	SPECIAL ODE	SHAFT MATERIAL	FRAME MATERIAL
DE	ODE						
BALL	BALL	POLYREX EM	STANDARD 56	NONE	NONE	303 STAINLESS (C-501)	ROLLED STEEL
6205	6203						

THERMO-PROTECTORS				THERMISTORS	CONTROL	SPACE HEATERS
THERMOSTATS	PROTECTORS	WDG RTDs	BRG RTDs			
NONE	NOT	NONE	NONE	NONE	FALSE	NONE VOLTS

\*  
N  
O  
T  
E  
S  
\*

<b>INVERTER TORQUE:</b> NONE
<b>INV. HP SPEED RANGE:</b> NONE
<b>ENCODER:</b> NONE
NONE NONE
NONE NONE PPR
<b>BRAKE:</b> REGAL SUPPLIED AND MOUNT NONE
STEARNS P/N 004225.80
56,000 NEMA 4
6 FT-LB 230/460-190/380 V 60/50 Hz

Data Sheet

Date: 1/31/2018

116468.00



Data @ 460 V

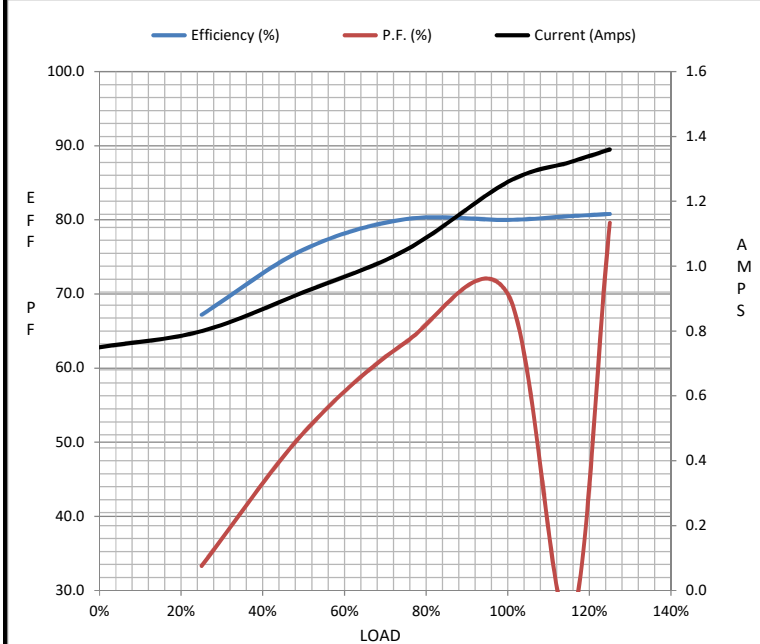
Motor Load Data

Load	0%	25%	50%	75%	100%	115%	125%	LR
Current (Amps)	0.75	0.80	0.92	1.05	1.26	1.32	1.36	8.8
Torque (ft-lb)	0.00	0.56	1.13	1.69	2.25	3.2	2.81	6.7
RPM	1800	1791	1780	1771	1759	1.740	1747	0
Efficiency (%)		67.2	76.0	80.1	80.0	80.5	80.8	
P.F. (%)	12.6	33.3	51.3	63.5	70.0	25.6	79.6	0.0

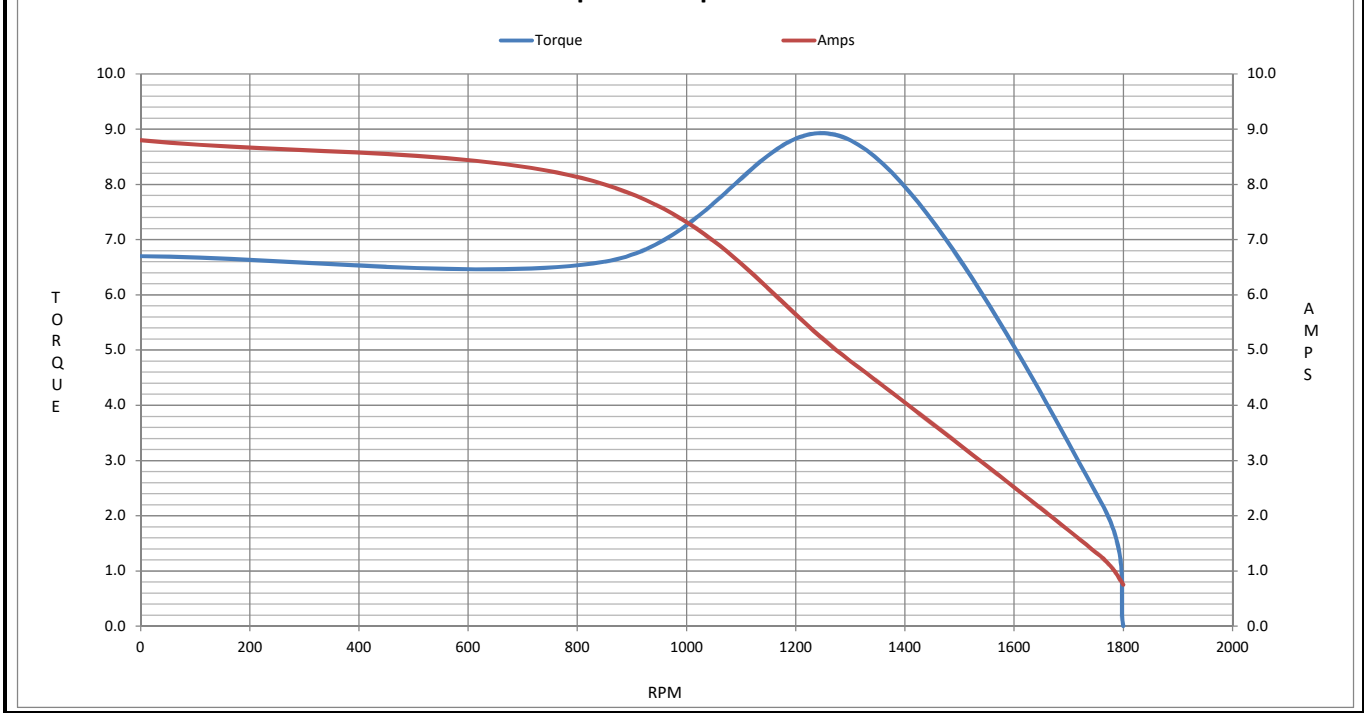
Motor Speed Data

	LR	Pull-Up	BD	Rated	Idle
Speed (RPM)	0	850	1300	1759	1800
Current (Amps)	8.8	8.0	4.8	1.26	0.75
Torque (ft-lb)	6.7	6.6	8.8	2.25	0.00

Information Block				
HP	0.8			
Sync. RPM	1800			
Frame	140			
Enclosure	TENV			
Construction	TTR			
Voltage	208-230/460 V			
Frequency	60 Hz			
Design	B			
LR Code letter	L			
Service Factor	1.15			
Temp Rise @ FL	80 °C			
Duty	CONT			
Ambient	40 °C			
Elevation	1,000 feet			
Rotor/Shaft wk <sup>2</sup>	0.09 Lb-Ft <sup>2</sup>			
Ref Wdg	T634245 NR			
Sound Pressure @ 1M	0 dBA			
VFD Rating	NONE			
Outline Dwg	028575-600			
Conn. Diag	005010.15			
Additional Specifications:				
0				
0				
EQUIV CKT (OHMS / PHASE)				
R1	R2	X1	X2	Xm
0.0000	0.0000	0.0000	0.0000	0.0000



Speed - Torque Curve



## EC Declaration of Conformity

The undersigned representing  
the manufacturer:

Regal Beloit America  
1946 West Cook Road  
Fort Wayne, IN 46818

and the authorized representative  
established within the Community:

Regal Beloit Italy  
Via Modena, 18  
24040 Ciserano(BG) - Italy

are committed to providing customers with products that comply with applicable regulations and international protocols to which they are subject, including the requirements of the European Parliament Directive on the Harmonization of the laws relating to electrical equipment designed for use within certain voltage limits (2014/35/EU).

Regal Beloit America declares that the following product(s), to which this declaration relates, are in conformity with the relevant sections of the EC standards listed below.

This statement supersedes any statements previously issued pertaining to the product(s) listed below and is subject to change without notice.

Model No : 116468.00

(Model No. may contain prefix and/or suffix characters)

Catalog No : 116468.00

Rework No : N/A

Directives :


Low Voltage Directive 2014/35/EU

Harmonized Standards Used :

EN 60034-1: 2010 (IEC 60034-1: 2010)

EN 60034-5: 2001/A1:2007 (IEC 60034-5: 2000/A1:2006)

Authorized Representative:



Zach Stauffer  
Vice President, Engineering

Authorized Representative in the Community:



Stefano Casiraghi  
Technology Director, Engineering

Created on 07/08/2025

**CE 25**