

PRODUCT INFORMATION PACKET



Model No: 119480.00

Catalog No: 119480.00

White Duck™ General Purpose Motor, 1.50 HP, 3 Ph, 60 Hz, 230/460 V, 1800 RPM, 56C Frame, TEFC

Operational at 208-230/460 V @60HZ



Regal and LEESON are trademarks of Regal Rexnord Corporation or one of its affiliated companies.

©2026 Regal Rexnord Corporation, All Rights Reserved. MC017097E





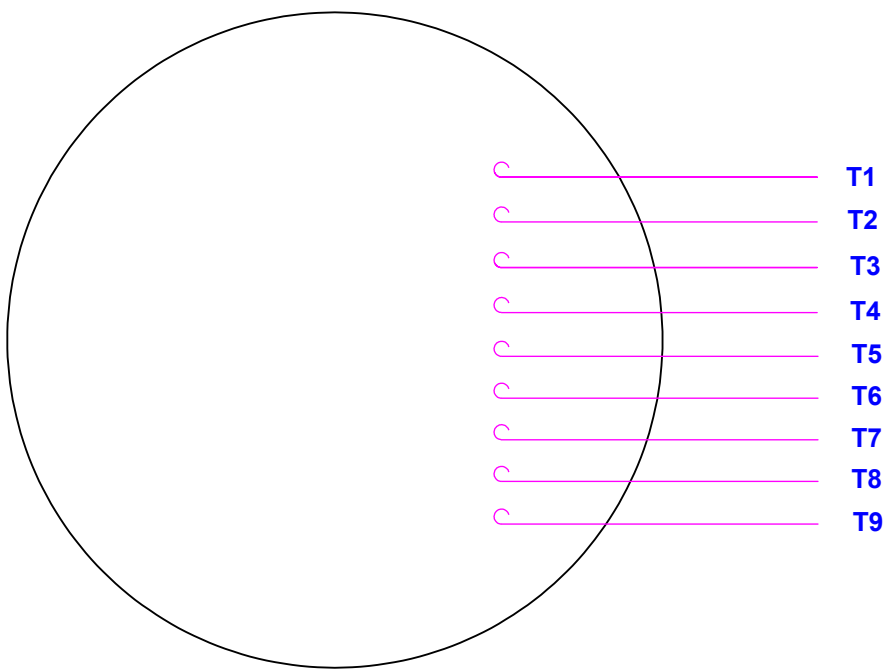
Nameplate Specifications

Phase	3	Output HP	1.50 Hp
Output KW	1.1 kW	Voltage	230/460 V
Speed	1750 rpm	Service Factor	1.15
Frame	56C	Enclosure	Totally Enclosed Fan Cooled
Thermal Protection	No Protection	Efficiency	86.5 %
Ambient Temperature	40 °C	Frequency	60 Hz
Current	4.8/2.4 A	Power Factor	67.7
Duty	Continuous	Insulation Class	F
Design Code	B	KVA Code	L
Drive End Bearing Size	6205	Opp Drive End Bearing Size	6203
UL	Recognized	CSA	Y
CE	Y	IP Code	55
Number of Speeds	1		

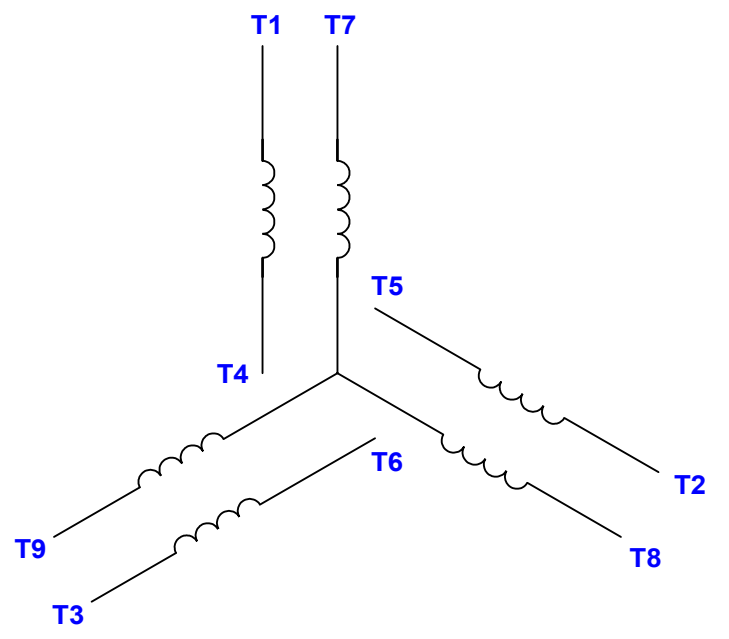
Technical Specifications

Electrical Type	Squirrel Cage Induction Run	Starting Method	Across The Line
Poles	4	Rotation	Reversible
Resistance Main	9.12 Ohms	Mounting	Rigid Base
Motor Orientation	Horizontal	Drive End Bearing	Ball
Opp Drive End Bearing	Ball	Frame Material	Rolled Steel
Shaft Type	NEMA 56	Overall Length	13.37 in
Frame Length	7.50 in	Shaft Diameter	0.625 in
Shaft Extension	1.88 in	Assembly/Box Mounting	F1 ONLY
Connection Drawing	005010.01	Outline Drawing	607-0004-800

VIEW FROM OUTSIDE OF MOTOR AT SWITCH END.



LINE LEADS



RBC PROPRIETARY AND CONFIDENTIAL INFORMATION
 This document is the property of REGAL BELOIT CORPORATION ("RBC") including its subsidiaries and divisions and contains proprietary information of RBC. This document is loaned on the express condition that neither it nor the information contained therein shall be disclosed to others without the express written consent of RBC, and that the information shall be used by the recipient only as approved expressly by RBC. This document shall be returned to RBC upon its request. This document may be subject to certain restrictions under U.S. export control laws and regulations.

VOLTAGE	L1	L2	L3	JOIN & INSULATE
HIGH	T1	T2	T3	(T4, T7) (T5, T8) (T6, T9)
LOW	T1, T7	T2, T8	T3, T9	T4, T5, T6

				TOLERANCES UNLESS SPECIFIED		DRAWN RDW 04/12/02	
				DEC	INCHES	CHK	
				.X	±.1	APPR	
12	CHG FROM LEESON TO RRX TEMPLATE AS PER ECR-0237142	KVDG 09/19/24	DS	.XX	±.01	SCALE 1:1	
--	REDRAWN IN SOLIDWORKS	VJB 02/08/11		.XXX	±.005	REF FIG. 2-51	
11	ADD REV TO MATCH ORACLE	KJH 06/08/09	MDN	.XXX	±.0005	FMF	
NO	REVISION	BY & DATE	CHK	ANG	±1/2°	PAGE OF	
THIRD ANGLE PROJECTION			RFP	04/12/02	PREV	SIZE	DRAWING NO
			NETWORK FILE NAME		00501001	A	005010-01
							REV
							12



TITLE EXTERNAL WIRING DIAGRAM
 3 PHASE W/O PROTECTOR

MAT'L DECAL - 004014



**1051 CHEYENNE AVE.
GRAFTON, WI 53024
PH. 262-377-8810**

CERTIFICATION DATA SHEET

CATALOG #: 119480.00

CONN. DIAGRAM: 005010.01

OUTLINE: 607-0004-750

MOUNTING: F1 ONLY

WINDING #: T634341 FR 3 D

TYPICAL MOTOR PERFORMANCE DATA

HP	kW	SYNC. RPM	F.L. RPM	FRAME	ENCLOSURE	KVA CODE	DESIGN
1 1/2	1.12	1800	1750	56C	TEFC	L	B

PH	Hz	VOLTS	AMPS	START TYPE	DUTY	INSL	S.F.	AMB°C
3	60	208-230/460	4.6-4.8/2.4	ACROSS THE LINE	CONTINUOUS	F4	1.15	40

FULL LOAD EFF:	86.5	3/4 LOAD EFF:	87.2	1/2 LOAD EFF:	84.2	GTD. EFF	ELEC. TYPE
FULL LOAD PF:	67.7	3/4 LOAD PF:	67.3	1/2 LOAD PF:	55.2	0	SQ CAGE IND RUN

F.L. TORQUE	LOCKED ROTOR AMPS	L.R. TORQUE	B.D. TORQUE	F.L. RISE°C
4.5 LB-FT	37 / 18.5	17.2 LB-FT 382 %	20.4 LB-FT 453 %	0

SOUND PRESSURE @ 3 FT.	SOUND POWER	ROTOR WK^2	MAX. WK^2	SAFE STALL TIME	STARTS / HOUR	APPROX. MOTOR WGT
0 dBA	10 dBA	0.14 LB-FT^2	0.1 LB-FT^2	10 SEC.	0	0 LBS.

***** SUPPLEMENTAL INFORMATION *****

DE BRACKET TYPE	ODE BRACKET TYPE	MOUNT TYPE	ORIENTATION	SEVERE DUTY	HAZARDOUS LOCATION	DRIP COVER	SCREENS	PAINT
C-FACE	STANDARD	RIGID	HORIZONTAL	FALSE	NONE	FALSE	NONE	WHITE - LEESON (EPOXY)

BEARINGS		GREASE	SHAFT TYPE	SPECIAL DE	SPECIAL ODE	SHAFT MATERIAL	FRAME MATERIAL
DE	ODE						
BALL	BALL	POLYREX EM	STANDARD 56	NONE	NONE	303 STAINLESS (C-501)	ROLLED STEEL
6205	6203						

THERMO-PROTECTORS				THERMISTORS	CONTROL	SPACE HEATERS
THERMOSTATS	PROTECTORS	WDG RTDs	BRG RTDs			
NONE	NOT	NONE	NONE	NONE	FALSE	NONE VOLTS

*
N
O
T
E
S
*

INVERTER TORQUE: NONE
INV. HP SPEED RANGE: NONE
ENCODER: NONE
NONE NONE
NONE NONE PPR
BRAKE: NONE NONE
NONE P/N NONE
NONE NONE
NONE FT-LB NONE V NONE Hz

Data Sheet

Date: 3/7/2018

119480.00



Data @ **460 V**

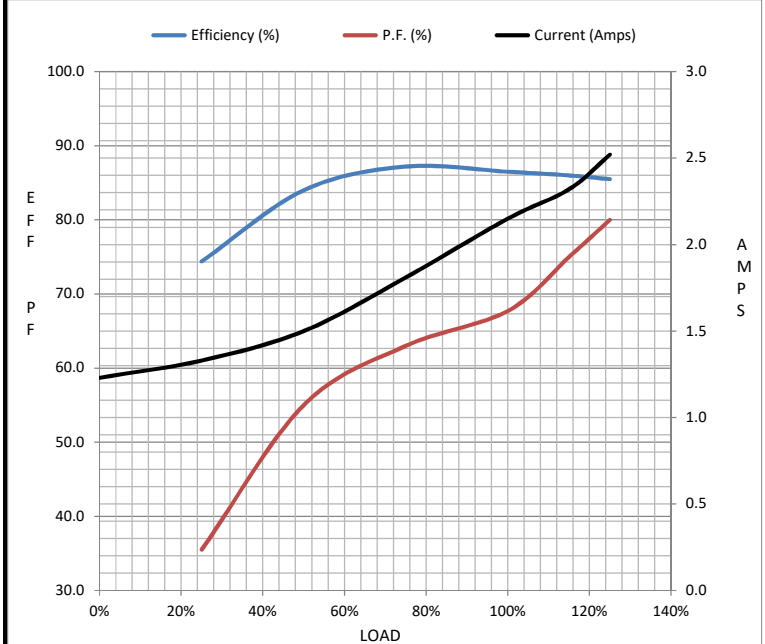
Motor Load Data

Load	0%	25%	50%	75%	100%	115%	125%	LR
Current (Amps)	1.23	1.33	1.50	1.81	2.15	2.32	2.52	18.5
Torque (ft-lb)	0.00	1.10	2.25	3.4	4.5	5.2	5.6	17.2
RPM	1800	1785	1772	1760	1750	1.738	1732	0
Efficiency (%)		74.4	84.0	87.2	86.5	86.0	85.5	
P.F. (%)	9.9	35.5	55.0	63.0	67.7	75.0	80.0	48.0

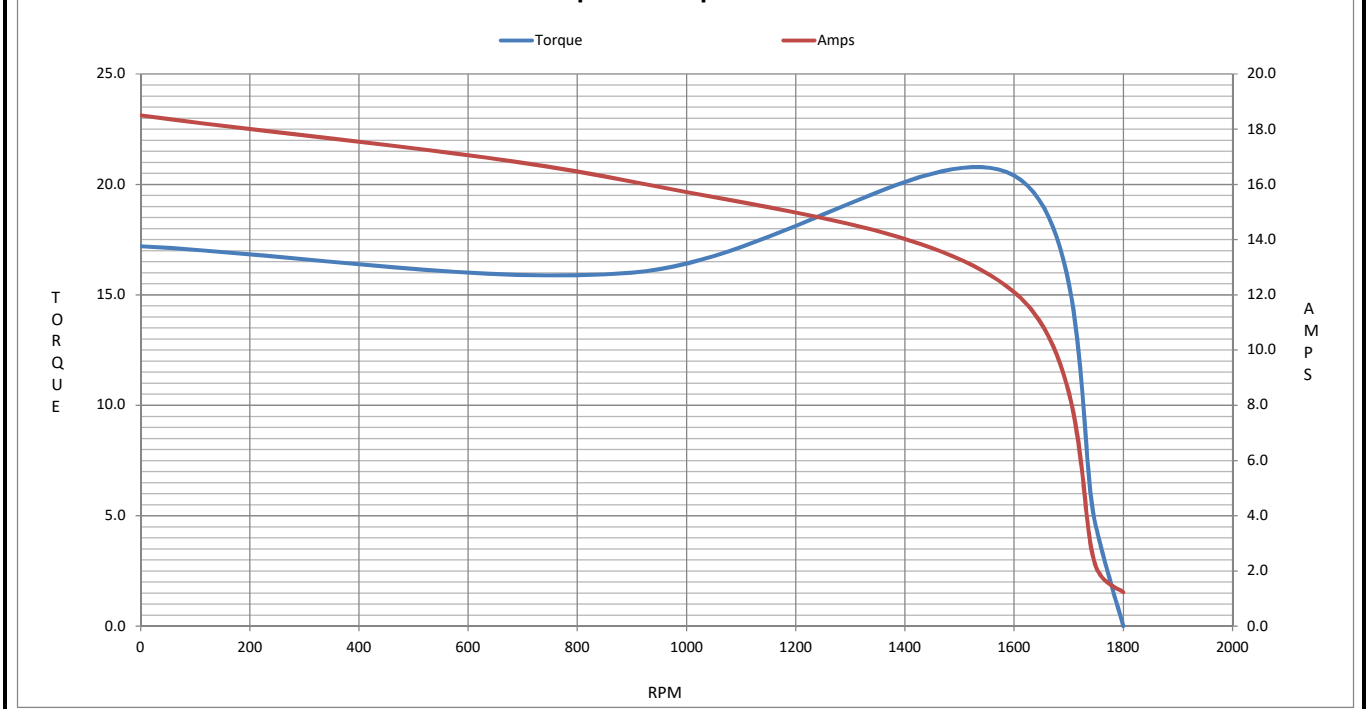
Motor Speed Data

	LR	Pull-Up	BD	Rated	Idle
Speed (RPM)	0	900	1600	1750	1800
Current (Amps)	18.5	16.1	12.1	2.15	1.23
Torque (ft-lb)	17.2	16.0	20.4	4.5	0.00

Information Block				
HP	1.5			
Sync. RPM	1800			
Frame	140			
Enclosure	TEFC			
Construction	TFR			
Voltage	208-230/460 V			
Frequency	60 Hz			
Design	B			
LR Code letter	L			
Service Factor	1.15			
Temp Rise @ FL	45 °C			
Duty	CONT			
Ambient	40 °C			
Elevation	1,000 feet			
Rotor/Shaft wk ²	0.14 Lb-Ft ²			
Ref Wdg	T634341 FR			
Sound Pressure @ 1M	65 dBA			
VFD Rating	NONE			
Outline Dwg	607-0004-750			
Conn. Diag	005010.01			
Additional Specifications:				
0				
0				
EQUIV CKT (OHMS / PHASE)				
R1	R2	X1	X2	Xm
0.0000	0.0000	0.0000	0.0000	0.0000



Speed - Torque Curve



EC Declaration of Conformity

The undersigned representing
the manufacturer:

Regal Beloit America
1946 West Cook Road
Fort Wayne, IN 46818

and the authorized representative
established within the Community:

Regal Beloit Italy
Via Modena, 18
24040 Ciserano(BG) - Italy

are committed to providing customers with products that comply with applicable regulations and international protocols to which they are subject, including the requirements of the European Parliament Directive on the Harmonization of the laws relating to electrical equipment designed for use within certain voltage limits (2014/35/EU).

Regal Beloit America declares that the following product(s), to which this declaration relates, are in conformity with the relevant sections of the EC standards listed below.

This statement supersedes any statements previously issued pertaining to the product(s) listed below and is subject to change without notice.

Model No : 119480.00

(Model No. may contain prefix and/or suffix characters)

Catalog No : 119480.00

Rework No : N/A

Directives :


Low Voltage Directive 2014/35/EU

Harmonized Standards Used :

EN 60034-1: 2010 (IEC 60034-1: 2010)

EN 60034-5: 2001/A1:2007 (IEC 60034-5: 2000/A1:2006)

Authorized Representative:



Zach Stauffer
Vice President, Engineering

Authorized Representative in the Community:



Stefano Casiraghi
Technology Director, Engineering

Created on 07/08/2025

CE 25