

PRODUCT INFORMATION PACKET



Model No: 119487.00

Catalog No: 119487.00

Washguard® II General Purpose Motor, 1 HP, 3 Ph, 60 Hz, 230/460 V, 1800 RPM, 56C Frame, TEFC

Operational at 208-230/460 V @60HZ



Regal and LEESON are trademarks of Regal Rexnord Corporation or one of its affiliated companies.

©2026 Regal Rexnord Corporation, All Rights Reserved. MC017097E





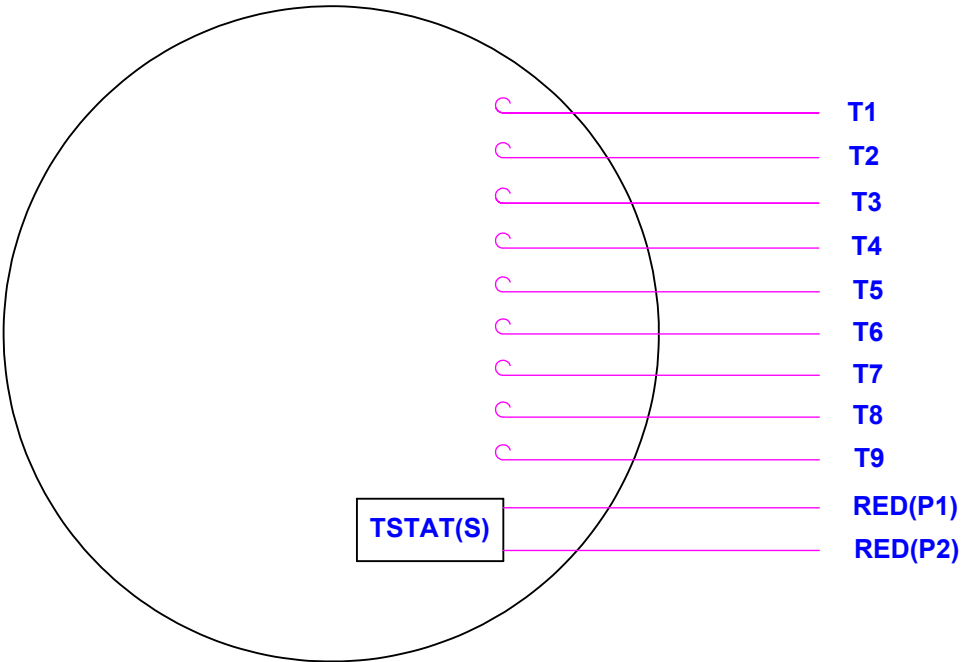
Nameplate Specifications

Phase	3	Output HP	1 Hp
Output KW	0.75 kW	Voltage	230/460 V
Speed	1760 rpm	Service Factor	1.15
Frame	56C	Enclosure	Totally Enclosed Fan Cooled
Thermal Protection	Thermostat	Efficiency	85.5 %
Ambient Temperature	40 °C	Frequency	60 Hz
Current	3.2/1.6 A	Power Factor	68.5
Duty	Continuous	Insulation Class	F
Design Code	B	KVA Code	N
Drive End Bearing Size	6205	Opp Drive End Bearing Size	6203
UL	Recognized	CSA	Y
CE	Y	IP Code	55
Number of Speeds	1		

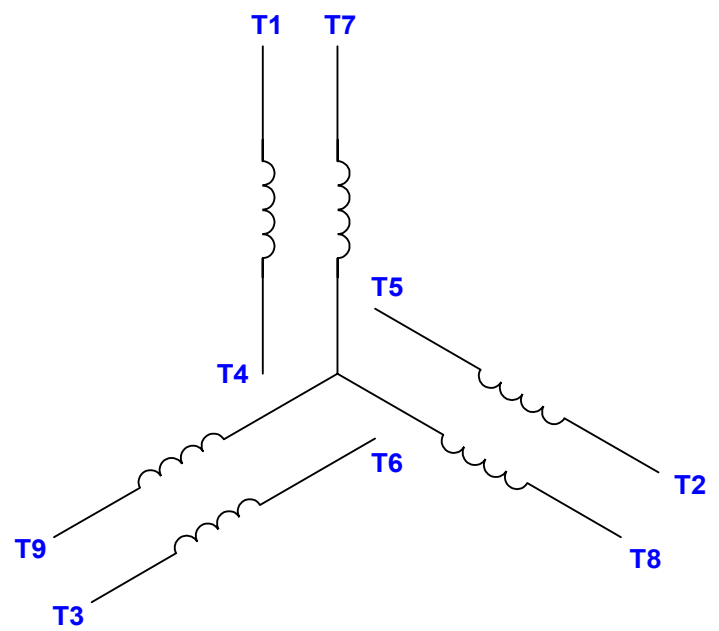
Technical Specifications

Electrical Type	Squirrel Cage Induction Run	Starting Method	Across The Line
Poles	4	Rotation	Reversible
Resistance Main	12.96 Ohms	Mounting	Round
Motor Orientation	Horizontal	Drive End Bearing	Ball
Opp Drive End Bearing	Ball	Frame Material	Stainless Steel
Shaft Type	NEMA 56	Overall Length	12.66 in
Frame Length	7.00 in	Shaft Diameter	0.625 in
Shaft Extension	1.88 in	Assembly/Box Mounting	F1 ONLY
Outline Drawing	028892-750	Connection Drawing	005010.20

VIEW FROM OUTSIDE OF MOTOR AT SWITCH END.



LINE LEADS



VOLTAGE	L1	L2	L3	JOIN & INSULATE
HIGH	T1	T2	T3	(T4,T7) (T5,T8) (T6,T9)
LOW	T1,T7	T2,T8	T3,T9	T4,T5,T6

DRAWING REVISION H REVISION BY KVDG DATE 09/18/2024

ECO ECR-0237142 APPROVED BY DS DATE 09/19/2024

ECO DESCRIPTION ADDED P1 & P2 FOR TSTAT

COPYRIGHT REGAL BELOIT AMERICA, INC. ALL RIGHTS RESERVED. PROPRIETARY AND CONFIDENTIAL INFORMATION - THIS DOCUMENT IS THE PROPERTY OF REGAL BELOIT AMERICA, INC. ("OWNER") AND CONTAINS OWNER'S PROPRIETARY INFORMATION. ANY PERSON, CORPORATION OR OTHER FIRM RECEIVING IT IS DEEMED, BY RECEIVING IT, TO AGREE THAT IT, AND/OR ANY PART OF IT, SHALL NOT BE DISCLOSED TO ANY PERSON, CORPORATION OR OTHER ENTITY, DUPLICATED, AND/OR USED, EXCEPT AS EXPRESSLY APPROVED IN WRITING IN ADVANCE BY OWNER. THIS DOCUMENT SHALL BE RETURNED TO OWNER UPON REQUEST. IT MAY BE SUBJECT TO CERTAIN RESTRICTIONS UNDER APPLICABLE EXPORT CONTROL LAWS AND REGULATIONS.

TOLERANCES UNLESS OTHERWISE SPECIFIED:

DEC.	INCH	mm	ANGLE
.X	±0.1	[±2.5]	±0.5°
.XX	±0.01	[±0.25]	
.XXX	±0.005	[±0.127]	
.XXXX	±0.0005	[±0.0127]	

REMOVE BURRS & BREAK SHARP EDGES: .003/.015 [.076/.381] X 45°
CORNER FILLETS: R.02 [.51]
MACHINED SURFACES: 125/3.2 INCH/mm

mm SHOWN IN [BRACKETS]

DRAWN BY DBT 12/16/97

DATE

APPROVED BY KH 12/17/97

DATE

REFERENCE THIRD ANGLE PROJECTION



DESCRIPTION CONN DIAGRAM-EXTERNAL 3 PHASE WITH PROTECTOR

MATERIAL DECAL - 004014 (TSTAT) - 080582	PROCESS/FINISH STOCK
SIZE A	DRAWING NUMBER 00501020
	SHEET 1 OF 1

P.O. BOX 8003
 WAUSAU, WI 54401-8003
 PH. 715-675-3311



DATA VOLTS: 460

CERTIFICATION DATA SHEET

CONN. DIAGRAM: 005010.20
 OUTLINE: 028892-700
 WINDING: T634342

CAT #: 119487.00

FR 3

TYPICAL MOTOR PERFORMANCE DATA

HP	KW	SYNC RPM	FL RPM	FRAME	ENCLOSURE	TYPE	KVA CODE	DESIGN
1	0.75	1800	1760	56C	TEFC	TFR	N	B

PH	HZ	VOLTS	AMPS	START TYPE	DUTY	INSL	S.F.	AMB	ELEV.
3	60	208-230/460	3.2-3.1/1.55	ACROSS THE LINE	CONT	F	1.15	40	3300

F.L. EFF	85.5	3/4 LD EFF	85.4	1/2 LD EFF	79.6	GTD EFF	0.0	ELECT. TYPE	SQ CAGE IND RUN
F.L. PF	68.5	3/4 LD PF	61.5	1/2 LD PF	51.5				

F.L. TORQUE	LR AMPS @ 460 V	L.R. TORQUE	B.D. TORQUE	F.L. RISE (°C)
3.0 LB-FT	14.0	12.0 LB-FT 400%	15.8 LB-FT 527%	38

PRESSURE @ 3	POWER	ROTOR WK²	MAX. LOAD WK²	SAFE STALL TIME	STARTS/HOUR	MOTOR WGT
65 dBA	74 dBA	0.12 LB-FT²	0 LB-FT²	10 SEC.	0	0 LB.

***** SUPPLEMENTAL INFORMATION *****

DE BRACKET TYPE	ODE BRACKET TYPE	MOUNT TYPE	MOTOR ORIENTATION	SEVERE DUTY	HAZARDOUS LOCATION	DRIP COVER	SCREENS	PAINT
C-FACE	STANDARD	ROUND	HORIZONTAL	NO	NONE	NO	NONE	HITE - LEESON (EPO

BEARINGS		GREASE	SHAFT TYPE	SPECIAL DE	SPECIAL ODE	SHAFT MATERIAL	FRAME MATERIAL
DE	ODE						
BALL	BALL	POLYREX EM	STANDARD 56	NONE	NONE	303 STAINLESS (C-501)	ROLLED STEEL
6205	6203						

THERMOSTATS	PROTECTORS	WDG RTD's	BRG RTD's	THERMISTORS	CONTROL	SPACE HEATERS
TSTATS (N/C)	NOT	NONE	NONE	NONE	FALSE	NA

R1 (ohms/ph)	R2 (ohms/ph)	X1 (ohms/ph)	X2 (ohms/ph)	Xm (ohms/ph)	VIBRATION (in/sec)	FLOAT
0	0	0	0	0	0.080	ODE

* N O T E S *		INVERTER TORQUE: NONE INV. HP SPEED RANGE: NONE ENCODER: NONE NONE NONE NONE PPR

DATE: 1/24/2018	BRAKE: NONE NONE NONE FT-LB: NA VOLTAGE: NONE HZ: UL: Y-(LEESON UL REC)
-----------------	---

Data Sheet

Date: 1/24/2018

119487.00



Data @ 460 V

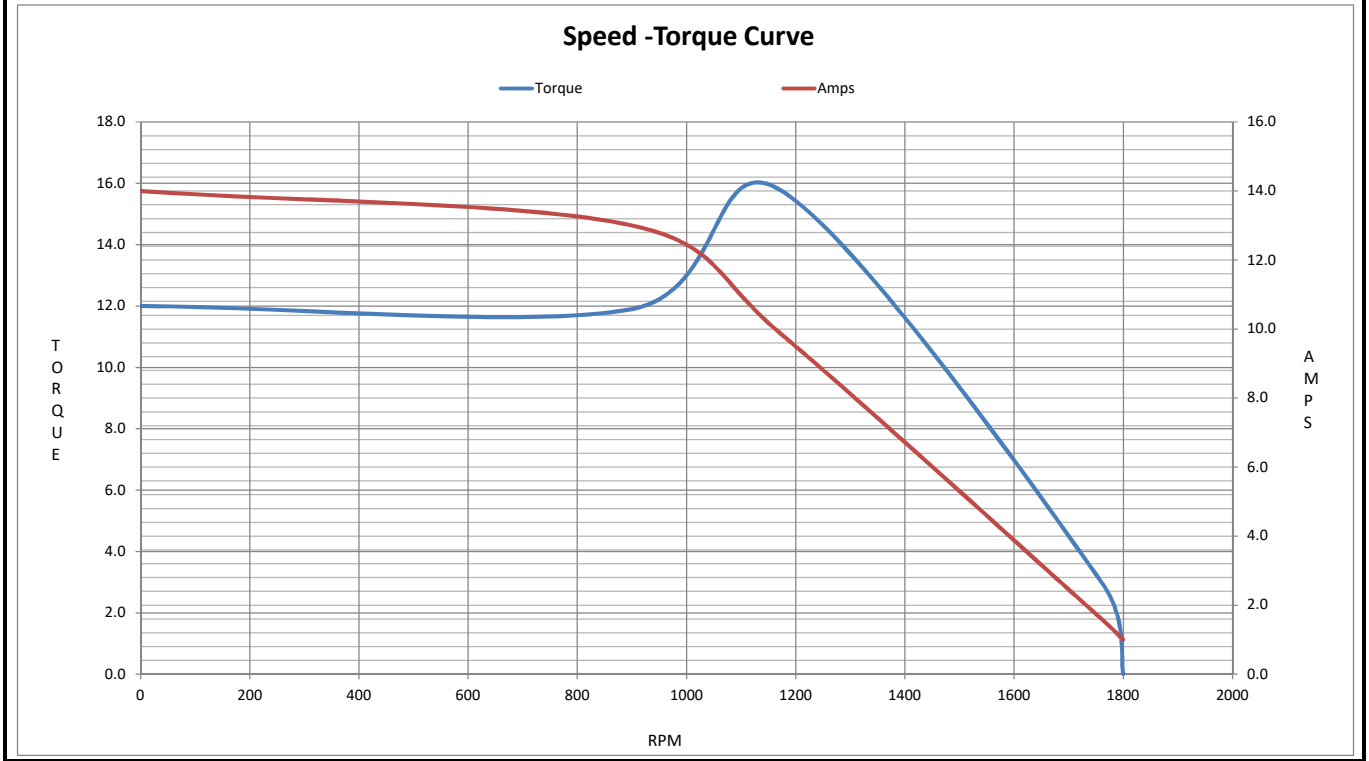
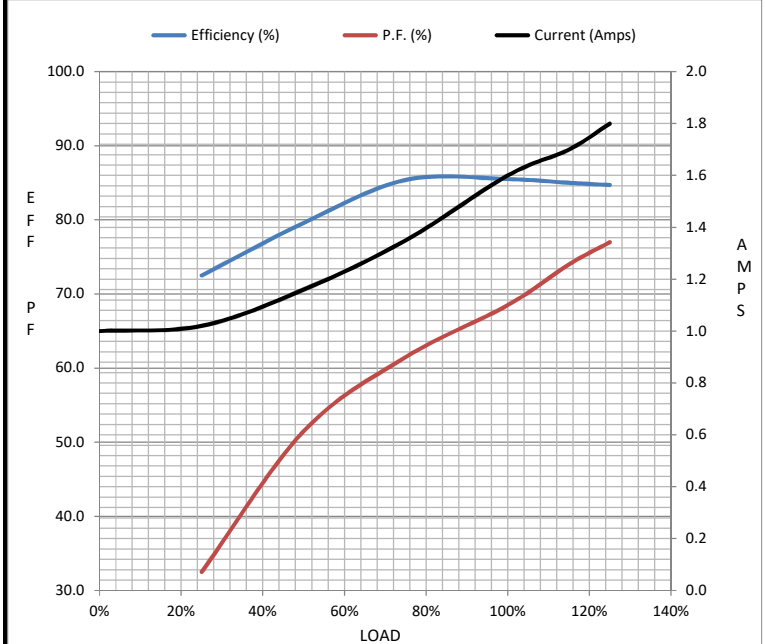
Motor Load Data

Load	0%	25%	50%	75%	100%	115%	125%	LR
Current (Amps)	1.00	1.02	1.16	1.35	1.60	1.70	1.80	14.0
Torque (ft-lb)	0.00	0.75	1.50	2.25	3.0	3.5	3.8	12.0
RPM	1800	1789	1779	1769	1760	1750	1745	0
Efficiency (%)		72.5	79.6	85.4	85.5	85.0	84.7	
P.F. (%)	8.0	32.5	51.5	61.5	68.5	74.0	77.0	41.0

Motor Speed Data

	LR	Pull-Up	BD	Rated	Idle
Speed (RPM)	0	900	1170	1760	1800
Current (Amps)	14.0	13.0	9.9	1.60	1.00
Torque (ft-lb)	12.0	11.9	15.8	3.0	0.00

Information Block				
HP	1.0			
Sync. RPM	1800			
Frame	140			
Enclosure	TEFC			
Construction	TFR			
Voltage	208-230/460 V			
Frequency	60 Hz			
Design	B			
LR Code letter	N			
Service Factor	1.15			
Temp Rise @ FL	38 °C			
Duty	CONT			
Ambient	40 °C			
Elevation	1,000 feet			
Rotor/Shaft wk ²	0.12 Lb-Ft ²			
Ref Wdg	T634342 FR			
Sound Pressure @ 1M	65 dBA			
VFD Rating	NONE			
Outline Dwg	028892-700			
Conn. Diag	005010.20			
Additional Specifications:				
0				
0				
EQUIV CKT (OHMS / PHASE)				
R1	R2	X1	X2	Xm
0.0000	0.0000	0.0000	0.0000	0.0000



EC Declaration of Conformity

The undersigned representing
the manufacturer:

Regal Beloit America
1946 West Cook Road
Fort Wayne, IN 46818

and the authorized representative
established within the Community:

Regal Beloit Italy
Via Modena, 18
24040 Ciserano(BG) - Italy

are committed to providing customers with products that comply with applicable regulations and international protocols to which they are subject, including the requirements of the European Parliament Directive on the Harmonization of the laws relating to electrical equipment designed for use within certain voltage limits (2014/35/EU).

Regal Beloit America declares that the following product(s), to which this declaration relates, are in conformity with the relevant sections of the EC standards listed below.

This statement supersedes any statements previously issued pertaining to the product(s) listed below and is subject to change without notice.

Model No : 119487.00

(Model No. may contain prefix and/or suffix characters)

Catalog No : 119487.00

Rework No : N/A

Directives :


Low Voltage Directive 2014/35/EU

Harmonized Standards Used :

EN 60034-1: 2010 (IEC 60034-1: 2010)

EN 60034-5: 2001/A1:2007 (IEC 60034-5: 2000/A1:2006)

Authorized Representative:



Zach Stauffer
Vice President, Engineering

Authorized Representative in the Community:



Stefano Casiraghi
Technology Director, Engineering

Created on 07/08/2025

CE 25