

# PRODUCT INFORMATION PACKET



Model No: 122200.00

Catalog No: 122200.00

Washguard® II General Purpose Motor, 2 & 1.50 HP, 3 Ph, 60 & 50 Hz, 230/460 & 190/380 V,  
1800 & 1500 RPM, 145TC Frame, TEFC

**Operational at 208-230/460 V @60HZ**



Regal and LEESON are trademarks of Regal Rexnord Corporation or one of its affiliated companies.

©2026 Regal Rexnord Corporation, All Rights Reserved. MC017097E





### Nameplate Specifications

Phase	<b>3</b>	Output HP	<b>2 &amp; 1.50 Hp</b>
Output KW	<b>1.5 &amp; 1.1 kW</b>	Voltage	<b>230/460 &amp; 190/380 V</b>
Speed	<b>1745 &amp; 1435 rpm</b>	Service Factor	<b>1.15 &amp; 1.15</b>
Frame	<b>145TC</b>	Enclosure	<b>Totally Enclosed Fan Cooled</b>
Thermal Protection	<b>Thermostat</b>	Efficiency	<b>86.5 &amp; 84 %</b>
Ambient Temperature	<b>40 °C</b>	Frequency	<b>60 &amp; 50 Hz</b>
Current	<b>5.8/2.9 &amp; 6/3 A</b>	Power Factor	<b>75.6</b>
Duty	<b>Continuous</b>	Insulation Class	<b>F</b>
Design Code	<b>B</b>	KVA Code	<b>L</b>
Drive End Bearing Size	<b>6205</b>	Opp Drive End Bearing Size	<b>6203</b>
UL	<b>Recognized</b>	CSA	<b>Y</b>
CE	<b>N</b>	IP Code	<b>55</b>
Number of Speeds	<b>1</b>		

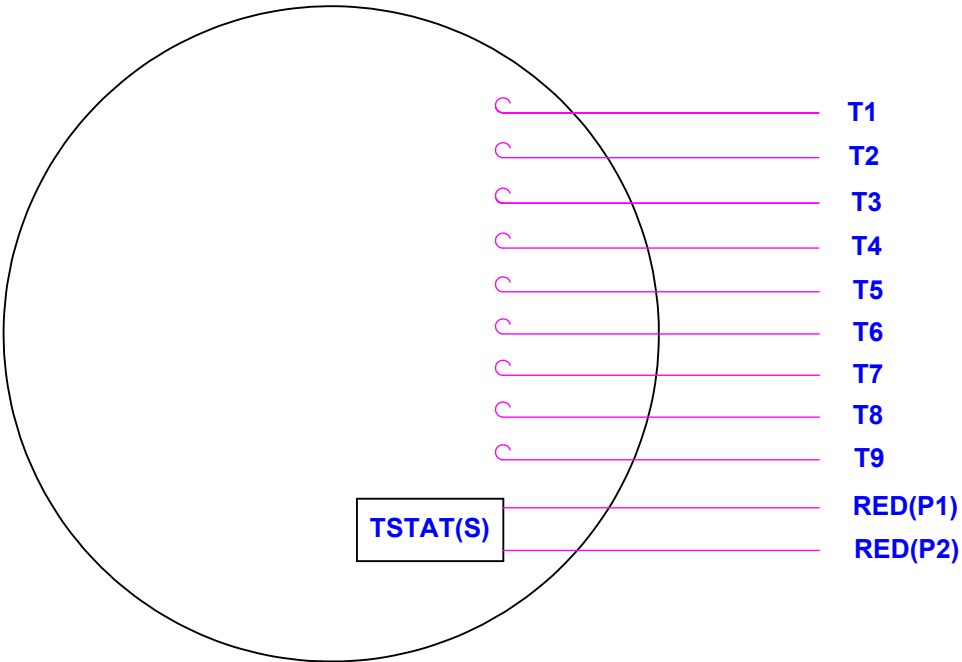
### Technical Specifications

Electrical Type	<b>Squirrel Cage Inverter Rated</b>	Starting Method	<b>Line Or Inverter</b>
Poles	<b>4</b>	Rotation	<b>Reversible</b>
Resistance Main	<b>6 Ohms</b>	Mounting	<b>Round</b>
Motor Orientation	<b>Horizontal</b>	Drive End Bearing	<b>Ball</b>
Opp Drive End Bearing	<b>Ball</b>	Frame Material	<b>Stainless Steel</b>
Shaft Type	<b>T</b>	Overall Length	<b>13.72 in</b>
Frame Length	<b>8.00 in</b>	Shaft Diameter	<b>0.875 in</b>
Shaft Extension	<b>2 in</b>	Assembly/Box Mounting	<b>F1 ONLY</b>
Inverter Load	<b>CONSTANT 6:1</b>		
Connection Drawing	<b>005010.20</b>	Outline Drawing	<b>028899-850</b>

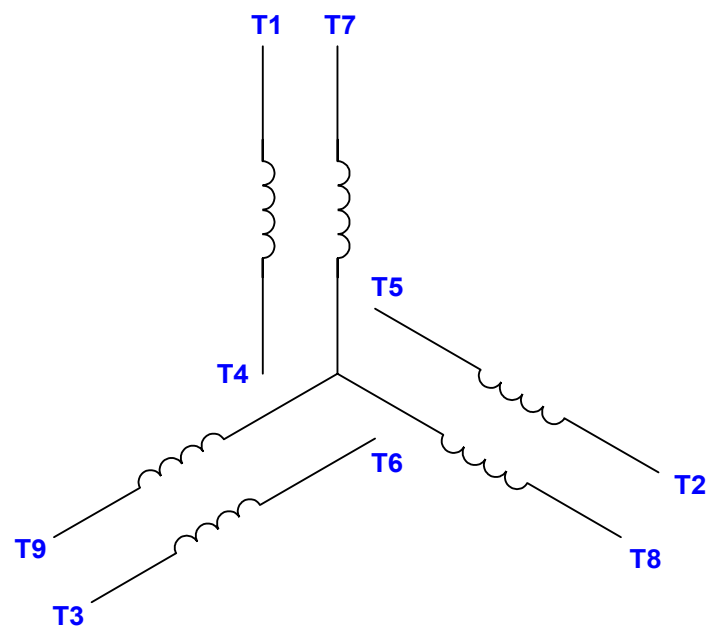




VIEW FROM OUTSIDE OF MOTOR AT SWITCH END.



LINE LEADS



VOLTAGE	L1	L2	L3	JOIN & INSULATE
HIGH	T1	T2	T3	(T4,T7) (T5,T8) (T6,T9)
LOW	T1,T7	T2,T8	T3,T9	T4,T5,T6

DRAWING REVISION H REVISION BY KVDG DATE 09/18/2024

ECO ECR-0237142 APPROVED BY DS DATE 09/19/2024

ECO DESCRIPTION ADDED P1 & P2 FOR TSTAT

COPYRIGHT REGAL BELOIT AMERICA, INC. ALL RIGHTS RESERVED. PROPRIETARY AND CONFIDENTIAL INFORMATION - THIS DOCUMENT IS THE PROPERTY OF REGAL BELOIT AMERICA, INC. ("OWNER") AND CONTAINS OWNER'S PROPRIETARY INFORMATION. ANY PERSON, CORPORATION OR OTHER FIRM RECEIVING IT IS DEEMED, BY RECEIVING IT, TO AGREE THAT IT, AND/OR ANY PART OF IT, SHALL NOT BE DISCLOSED TO ANY PERSON, CORPORATION OR OTHER ENTITY, DUPLICATED, AND/OR USED, EXCEPT AS EXPRESSLY APPROVED IN WRITING IN ADVANCE BY OWNER. THIS DOCUMENT SHALL BE RETURNED TO OWNER UPON REQUEST. IT MAY BE SUBJECT TO CERTAIN RESTRICTIONS UNDER APPLICABLE EXPORT CONTROL LAWS AND REGULATIONS.

TOLERANCES UNLESS OTHERWISE SPECIFIED:

DEC.	INCH	mm	ANGLE
.X	±0.1	[±2.5]	±0.5°
.XX	±0.01	[±0.25]	
.XXX	±0.005	[±0.127]	
.XXXX	±0.0005	[±0.0127]	

REMOVE BURRS & BREAK SHARP EDGES: .003/.015 [.076/.381] X 45°  
CORNER FILLETS: R.02 [.51]  
MACHINED SURFACES: 125/3.2 INCH/mm

mm SHOWN IN [BRACKETS]

DRAWN BY DBT 12/16/97

DATE

APPROVED BY KH 12/17/97

DATE

REFERENCE

THIRD ANGLE PROJECTION



DESCRIPTION  
**CONN DIAGRAM-EXTERNAL**  
3 PHASE WITH PROTECTOR

MATERIAL DECAL - 004014 (TSTAT) - 080582	PROCESS/FINISH STOCK
SIZE A	DRAWING NUMBER 00501020
SHEET 1 OF 1	

P.O. BOX 8003  
 WAUSAU, WI 54401-8003  
 PH. 715-675-3311



DATA VOLTS: 460

**CERTIFICATION DATA SHEET**

CONN. DIAGRAM: 005010.20  
 OUTLINE: 028899-800  
 WINDING: T634340

CAT #: 122200.00

FR 3

**TYPICAL MOTOR PERFORMANCE DATA**

HP	KW	SYNC RPM	FL RPM	FRAME	ENCLOSURE	TYPE	KVA CODE	DESIGN
2	1.5	1800	1751	145TC	TEFC	TFR	L	B

PH	HZ	VOLTS	AMPS	START TYPE	DUTY	INSL	S.F.	AMB	ELEV.
3	60/50	208-230/460#190/380	6.2-6/3&6/3	LINE OR INVERTER	CONT	F	1.15	40	3300

F.L. EFF	86.5	3/4 LD EFF	85.6	1/2 LD EFF	83.4	GTD EFF	84.0	ELECT. TYPE	SQ CAGE INV RATED
F.L. PF	75.6	3/4 LD PF	64.0	1/2 LD PF	51.9				

F.L. TORQUE	LR AMPS @ 460 V	L.R. TORQUE	B.D. TORQUE	F.L. RISE (°C)
6.0 LB-FT	26.5	18.8 LB-FT 313%	24.6 LB-FT 410%	53

PRESSURE @ 3	POWER	ROTOR WK²	MAX. LOAD WK²	SAFE STALL TIME	STARTS/HOUR	MOTOR WGT
65 dBA	74 dBA	0.16 LB-FT²	0 LB-FT²	10 SEC.	3	0 LB.

\*\*\* SUPPLEMENTAL INFORMATION \*\*\*

DE BRACKET TYPE	ODE BRACKET TYPE	MOUNT TYPE	MOTOR ORIENTATION	SEVERE DUTY	HAZARDOUS LOCATION	DRIP COVER	SCREENS	PAINT
C-FACE	STANDARD	ROUND	HORIZONTAL	NO	NONE	NO	NONE	NO PAINT

BEARINGS		GREASE	SHAFT TYPE	SPECIAL DE	SPECIAL ODE	SHAFT MATERIAL	FRAME MATERIAL
DE	ODE						
BALL	BALL	POLYREX EM	T	NONE	NONE	303 STAINLESS (C-501)	STAINLESS STEEL
6205	6203						

THERMOSTATS	PROTECTORS	WDG RTD's	BRG RTD's	THERMISTORS	CONTROL	SPACE HEATERS
TSTATS (N/C)	NOT	NONE	NONE	NONE	FALSE	NA

R1 (ohms/ph)	R2 (ohms/ph)	X1 (ohms/ph)	X2 (ohms/ph)	Xm (ohms/ph)	VIBRATION (in/sec)	FLOAT
0	0	0	0	0	0.150	ODE

* N O T E S *	INVERTER TORQUE: CONSTANT 6:1	
	INV. HP SPEED RANGE: NONE	
	ENCODER: NONE	
	NONE	
	NONE NONE PPR	

DATE: 1/30/2018	BRAKE: NONE	
	NONE NONE NONE	
	FT-LB: NA	HZ:
	VOLTAGE: NONE	
UL: Y-(LEESON UL REC)		

Data Sheet

Date: 1/30/2018

122200.00



Data @ 460 V

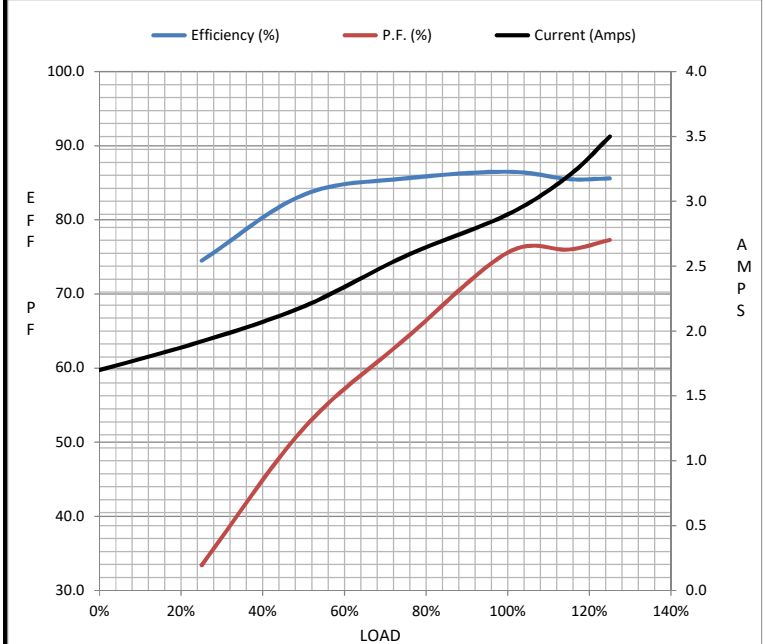
Motor Load Data

Load	0%	25%	50%	75%	100%	115%	125%	LR
Current (Amps)	1.70	1.92	2.19	2.58	2.90	3.2	3.5	26.5
Torque (ft-lb)	0.00	1.50	3.0	4.5	6.0	6.5	7.5	18.8
RPM	1800	1787	1774	1763	1751	1.730	1732	0
Efficiency (%)		74.5	83.4	85.6	86.5	85.5	85.6	
P.F. (%)	7.1	33.4	51.9	64.0	75.6	76.0	77.3	42.0

Motor Speed Data

	LR	Pull-Up	BD	Rated	Idle
Speed (RPM)	0	775	1085	1751	1800
Current (Amps)	26.5	24.4	14.2	2.90	1.70
Torque (ft-lb)	18.8	15.0	24.6	6.0	0.00

Information Block				
HP	2.0			
Sync. RPM	1800			
Frame	140			
Enclosure	TEFC			
Construction	TFR			
Voltage	208-230/460#190/380 V			
Frequency	60 Hz			
Design	A			
LR Code letter	L			
Service Factor	1.15			
Temp Rise @ FL	53 °C			
Duty	CONT			
Ambient	40 °C			
Elevation	1,000 feet			
Rotor/Shaft wk <sup>2</sup>	0.16 Lb-Ft <sup>2</sup>			
Ref Wdg	T634340 FR			
Sound Pressure @ 1M	65 dBA			
VFD Rating	CONSTANT 6:1			
Outline Dwg	028899-800			
Conn. Diag	005010.20			
Additional Specifications:				
0				
0				
EQUIV CKT (OHMS / PHASE)				
R1	R2	X1	X2	Xm
0.0000	0.0000	0.0000	0.0000	0.0000



Speed - Torque Curve

