

PRODUCT INFORMATION PACKET



Model No: 143TTDR6027

Catalog No: U758

General Purpose Motor, 1 & 0.75 HP, 3 Ph, 60 & 50 Hz, 230/460 & 190/380 V, 1800 & 1500 RPM,
143T Frame, DP

Operational at 208-230/460 V @60HZ



Regal and LEESON are trademarks of Regal Rexnord Corporation or one of its affiliated companies.
©2025 Regal Rexnord Corporation, All Rights Reserved. MC017097E



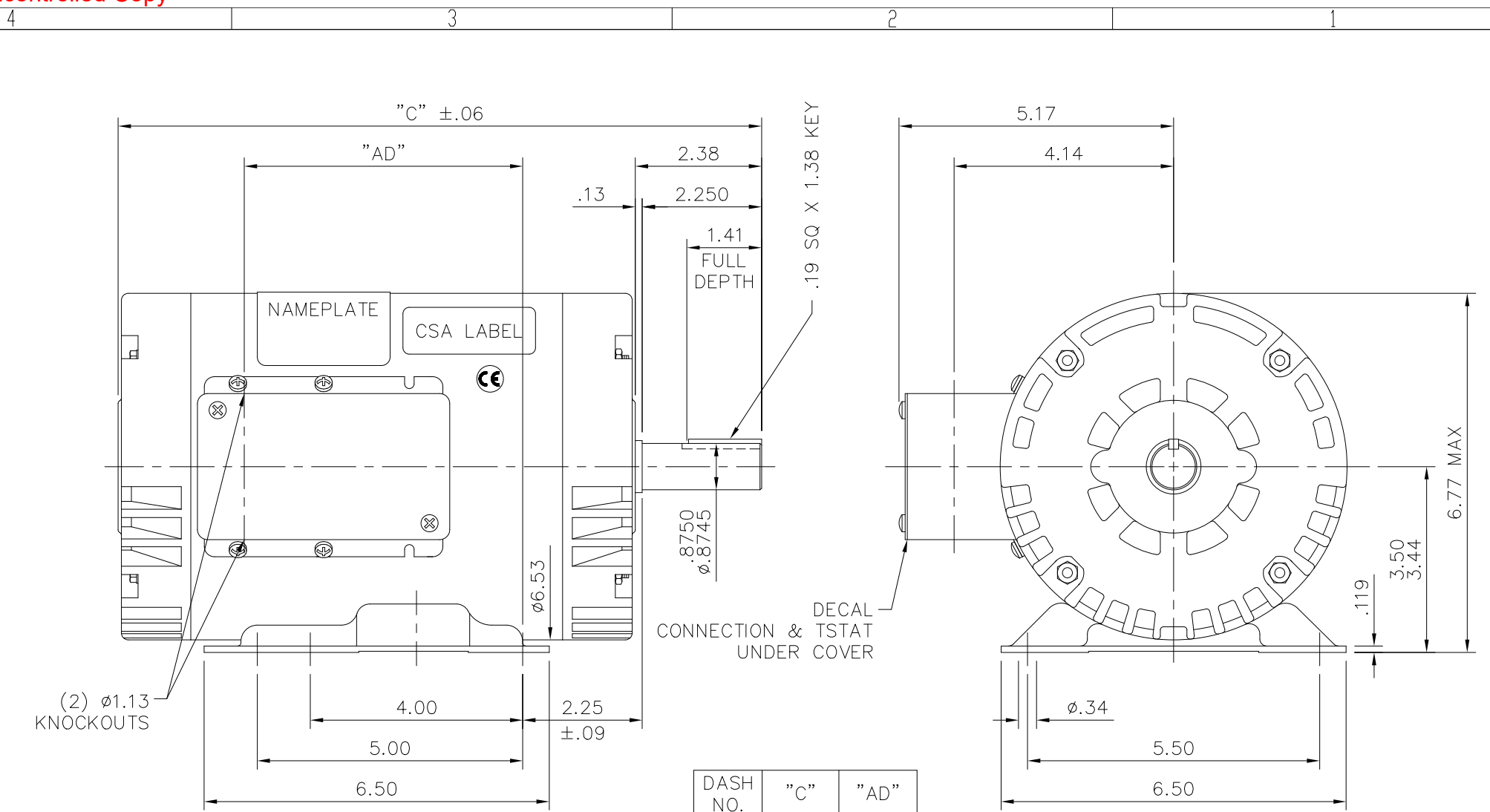


Nameplate Specifications

Phase	3	Output HP	1 & 0.75 Hp
Output KW	0.75 & 0.56 kW	Voltage	230/460 & 190/380 V
Speed	1760 & 1450 rpm	Service Factor	1.15 & 1.15
Frame	143T	Enclosure	Drip Proof
Thermal Protection	Thermostat	Efficiency	85.5 & 84 %
Ambient Temperature	40 °C	Frequency	60 & 50 Hz
Current	3.2/1.6 & 2.8/1.4 A	Power Factor	68.5
Duty	Continuous	Insulation Class	F
Design Code	B	KVA Code	N
Drive End Bearing Size	6205	Opp Drive End Bearing Size	6203
UL	Recognized	CSA	Y
CE	Y	IP Code	22
Number of Speeds	1		

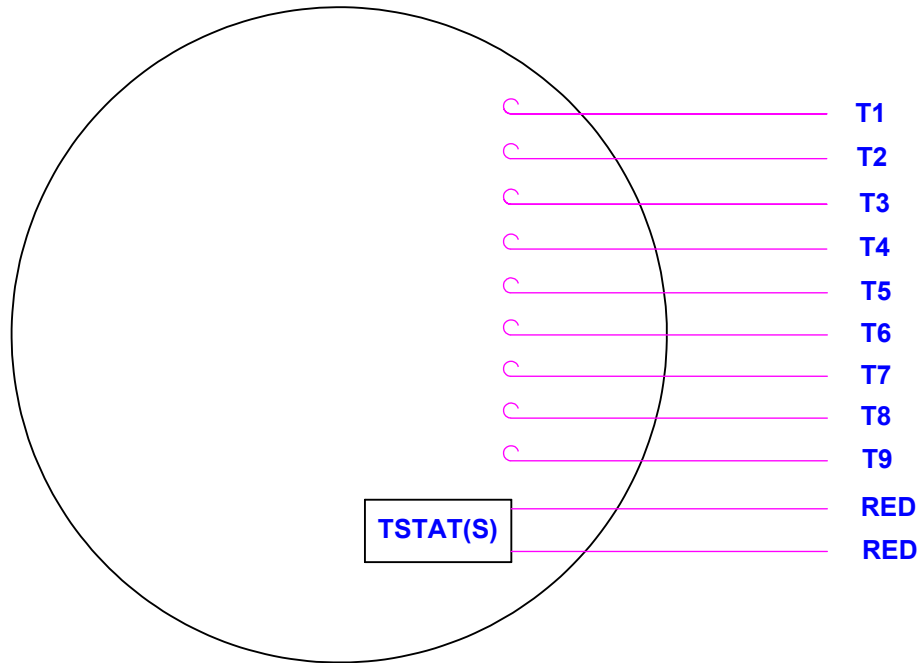
Technical Specifications

Electrical Type	Squirrel Cage Induction Run	Starting Method	Across The Line
Poles	4	Rotation	Reversible
Resistance Main	3.24 Ohms	Mounting	Rigid Base
Motor Orientation	Horizontal	Drive End Bearing	Ball
Opp Drive End Bearing	Ball	Frame Material	Rolled Steel
Shaft Type	T	Overall Length	12.12 in
Frame Length	7.00 in	Shaft Diameter	0.875 in
Shaft Extension	2.38 in	Assembly/Box Mounting	F1 ONLY
Outline Drawing	034908-700	Connection Drawing	005010.20ME

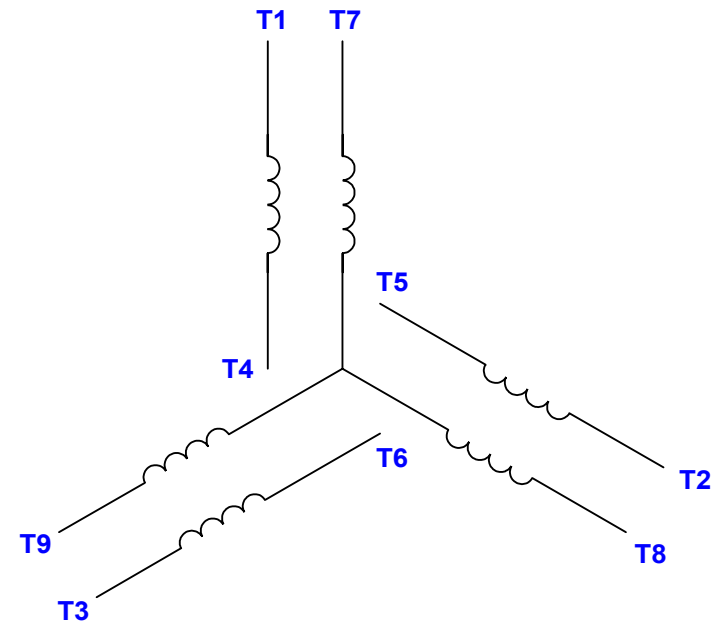


DRAWING REVISION B	REVISION BY GKB	REV DATE/ DATE 04/18/2025	TOLERANCES (EXCEPT AS NOTED): DEC. INCH mm ANGLE .X ±0.1 [±3] ±0.5° .XX ±0.01 [±0.3] .XXX ±0.005 [±0.13] .XXXX ±0.0005 [±0.013] REMOVE BURRS & BREAK SHARP EDGES: .003/.015 [.08/.38] X 45 CORNER FILLETS: R.02 [.5] MACHINED SURFACES: 125/ 3.2/ INCH mm/	DRAWN BY RDW	Regal Rexnord Regal Beloit America, Inc.	
REQUEST NUMBER ECR-0242041	APPROVED BY RK	DATE 04/18/2025		DATE 12/13/01		
REQUEST NUMBER DESCRIPTION CHANGED FROM MARATHON TO RRX TEMPLATE			APPROVED BY KMM	DESCRIPTION OUTLINE-143T/145T FRAME DRIP PROOF-RIGID	PROCESS/FINISH	
COPYRIGHT (PER REVISION DATE) REGAL BELOIT AMERICA, INC. ALL RIGHTS RESERVED. PROPRIETARY AND CONFIDENTIAL INFORMATION - THIS DOCUMENT IS THE PROPERTY OF REGAL BELOIT AMERICA, INC. (OWNER) AND CONTAINS OWNER'S PROPRIETARY INFORMATION. ANY PERSON, CORPORATION OR OTHER FIRM RECEIVING IT IS DEEMED, BY RECEIVING IT, TO AGREE THAT IT, AND/OR ANY PART OF IT, SHALL NOT BE DISCLOSED TO ANY PERSON, CORPORATION OR OTHER ENTITY, DUPLICATED, AND/OR USED, EXCEPT AS EXPRESSLY APPROVED IN WRITING IN ADVANCE BY OWNER. THIS DOCUMENT SHALL BE RETURNED TO OWNER UPON REQUEST. IT MAY BE SUBJECT TO CERTAIN RESTRICTIONS UNDER APPLICABLE EXPORT CONTROL LAWS AND REGULATIONS.			DATE 12/13/01	MAT'L		
			REFERENCE 121003			THIRD ANGLE PROJECTION

VIEW FROM OUTSIDE OF MOTOR AT SWITCH END.



LINE LEADS



VOLTAGE	L1	L2	L3	JOIN & INSULATE
HIGH	T1	T2	T3	(T4, T7) (T5, T8) (T6, T9)
LOW	T1, T7	T2, T8	T3, T9	T4, T5, T6

RBC PROPRIETARY AND CONFIDENTIAL INFORMATION
 This document is the property of REGAL BELOIT CORPORATION ("RBC") including its subsidiaries and divisions and contains proprietary information of RBC. This document is loaned on the express condition that neither it nor the information contained therein shall be disclosed to others without the express written consent of RBC, and that the information shall be used by the recipient only as approved expressly by RBC. This document shall be returned to RBC upon its request. This document may be subject to certain restrictions under U.S. export control laws and regulations.

				TOLERANCES UNLESS SPECIFIED		DRAWN RDW 04/13/04	
				DEC	INCHES	CHK	
				.X	±.1	APPR	
				.XX	±.01	SCALE 1:1	
1	CHG FROM MARATHON TO RRX TEMPLATE AS PER ECR-0237142	KVDG 09/19/24	DS	.XXX	±.005	REF	
--	REDRAWN IN SOLIDWORKS	VJB 02/08/11		.XXXX	±.0005	MAT'L DECAL - 004014 (TSTAT) - 080582	
NO	REVISION	BY & DATE	CHK	ANG	±1/2°	PAGE OF	
THIRD ANGLE PROJECTION			RFP	PREV		SIZE	DRAWING NO
			NETWORK FILE NAME		00501020ME	A	005010-20ME
							REV 1

Regal Rexnord Regal Beloit America, Inc.

TITLE EXTERNAL WIRING DIAGRAM
3 PHASE

CERTIFICATION DATA SHEET

Model#: 143TTDR6027 AA **WINDING#:** T634342 DR 3
CONN. DIAGRAM: 005010.20ME **ASSEMBLY:** F1 ONLY
OUTLINE: 034908-700

TYPICAL MOTOR PERFORMANCE DATA

HP	KW	SYNC. RPM	F.L. RPM	FRAME	ENCLOSURE	KVA CODE	DESIGN
1&3/4	.75&.56	1800	1760&1450	143T	DP	N	B

PH	Hz	VOLTS	FL AMPS	START TYPE	DUTY	INSL	S.F	AMB°C	ELEVATION
3	60/50	230/460#190/ 380	3.2/1.6&2.8/1. 4	ACROSS THE LINE	CONTINUOU S	F4	1.15/1.15	40	3300

FULL LOAD EFF: 85.5&84	3/4 LOAD EFF: 85.2	1/2 LOAD EFF: 81.7	GTD. EFF	ELEC. TYPE	NO LOAD AMPS
FULL LOAD PF: 68.5&72	3/4 LOAD PF: 62.8	1/2 LOAD PF: 48	84	SQ CAGE IND RUN	2 / 1

F.L. TORQUE	LOCKED ROTOR AMPS	L.R. TORQUE	B.D. TORQUE	F.L. RISE°C
3 LB-FT	28 / 14	12 LB-FT 0	15.8 LB-FT 0	21

SOUND PRESSURE @ 3 FT.	SOUND POWER	ROTOR WK^2	MAX. WK^2	SAFE STALL TIME	STARTS /HOUR	APPROX. MOTOR WGT
0 dBA	10 dBA	0.117 LB-FT^2	0.1 LB-FT^2	10 SEC.	2	0 LBS.

***** SUPPLEMENTAL INFORMATION *****

DE BRACKET TYPE	ODE BRACKET TYPE	MOUNT TYPE	ORIENTATION	SEVERE DUTY	HAZARDOUS LOCATION	DRIP COVER	SCREENS	PAINT
STANDARD	STANDARD	RIGID	HORIZONTAL	FALSE	NONE	FALSE	NONE	GREEN (ENAMEL)

BEARINGS		GREASE	SHAFT TYPE	SPECIAL DE	SPECIAL ODE	SHAFT MATERIAL	FRAME MATERIAL
DE	OPE						
BALL	BALL	POLYREX EM	T	NONE	NONE	1144 STRESSPROOF (C-223)	ROLLED STEEL
6205	6203						

THERMO-PROTECTORS				THERMISTORS	CONTROL	SPACE /n HEATERS
THERMOSTATS	PROTECTORS	WDG RTDs	BRG RTDs			
TSTATS (N/C)	NOT	NONE	NONE	NONE	FALSE	NONE VOLTS

If Inverter equals NONE, contact factory for further information

INVERTER TORQUE: NONE
INV. HP SPEED RANGE: NONE
ENCODER: NONE
NONE NONE
NONE NONE PPR
BRAKE: NONE NONE
NONE P/N NONE
NONE NONE
NONE FT-LB NONE V NONE Hz

*
N
O
T
E
S
*

DATE: 06/22/2017 07:41:22 AM

FORM 3531 REV.3 02/07/99

** Subject to change without notice.

Data Sheet

Date: 29-06-2017
 Customer: _____
 Attention: _____
 Submitted by: FAREEDA DUDEKULA



143TTDR6027

Submittal

Data @ 460 V

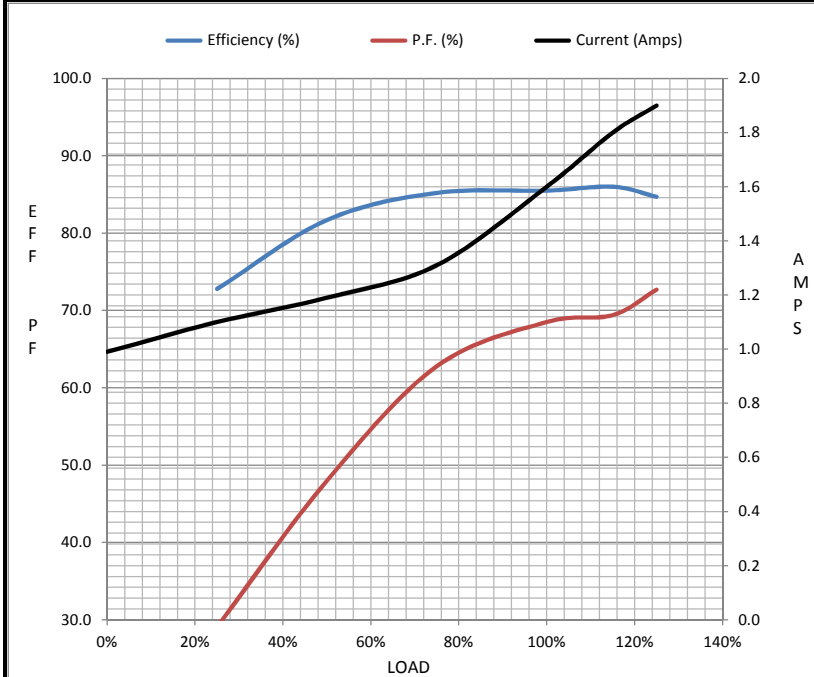
Motor Load Data

Load	0%	25%	50%	75%	100%	115%	125%	LR
Current (Amps)	0.99	1.10	1.19	1.31	1.60	1.80	1.90	14.5
Torque (ft-lb)	0.00	0.73	1.47	2.22	2.98	3.4	3.8	12.0
RPM	1800	1791	1780	1770	1760	1,754	1749	0
Efficiency (%)		72.8	81.7	85.2	85.5	86.0	84.7	
P.F. (%)	8.2	29.1	48.0	62.8	68.5	69.4	72.7	0.0

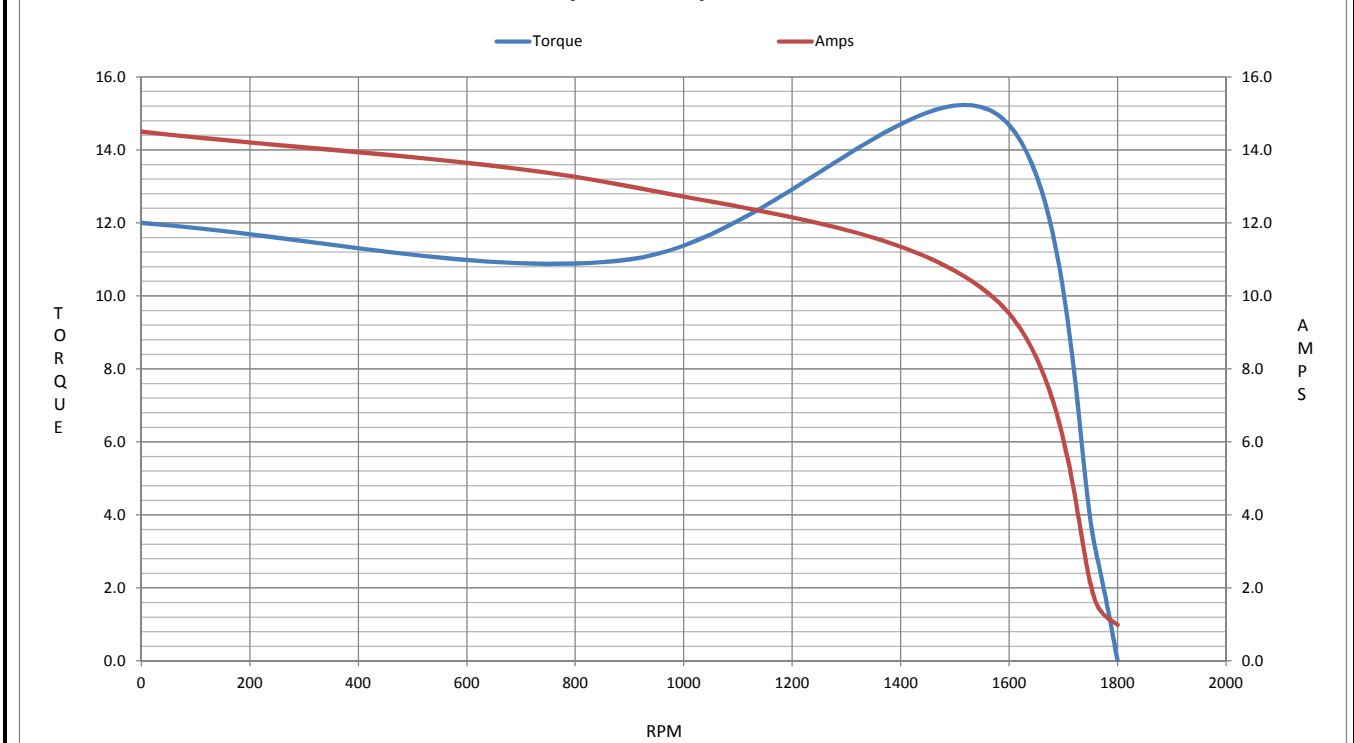
Motor Speed Data

	LR	Pull-Up	BD	Rated	Idle
Speed (RPM)	0	900	1575	1760	1800
Current (Amps)	14.5	13.0	9.9	1.60	0.99
Torque (ft-lb)	12.0	11.0	15.0	2.98	0.00

Information Block				
HP	1.0			
Sync. RPM	1800			
Frame	140			
Enclosure	DP			
Construction	TDR			
Voltage	230/460#190/38(V)			
Frequency	60 Hz			
Design	A			
LR Code letter	N			
Service Factor	1.15			
Temp Rise @ FL	21 ° C			
Duty	CONT			
Ambient	40 ° C			
Elevation	1,000 feet			
Rotor/Shaft wk ²	0.12 Lb-Ft ²			
Ref Wdg	T634342 DR			
Sound Pressure @ 1M	0 dBA			
VFD Rating	NONE			
Outline Dwg	034908-700			
Conn. Diag	005010.20ME			
Additional Specifications:				
0				
365THFS8036				
EQUIV CKT (OHMS / PHASE)				
R1	R2	X1	X2	Xm
0.0000	0.0000	0.0000	0.0000	0.0000



Speed - Torque Curve



EC Declaration of Conformity

The undersigned representing
the manufacturer:

Regal Beloit America
1946 West Cook Road
Fort Wayne, IN 46818

and the authorized representative
established within the Community:

Regal Beloit Italy
Via Modena, 18
24040 Ciserano(BG) - Italy

are committed to providing customers with products that comply with applicable regulations and international protocols to which they are subject, including the requirements of the European Parliament Directive on the Harmonization of the laws relating to electrical equipment designed for use within certain voltage limits (2014/35/EU).

Regal Beloit America declares that the following product(s), to which this declaration relates, are in conformity with the relevant sections of the EC standards listed below.

This statement supersedes any statements previously issued pertaining to the product(s) listed below and is subject to change without notice.

Model No : 143TTDR6027

(Model No. may contain prefix and/or suffix characters)

Catalog No : U758

Rework No : N/A

Directives :

Low Voltage Directive 2014/35/EU

Harmonized Standards Used :

EN 60034-1: 2010 (IEC 60034-1: 2010)

EN 60034-5: 2001/A1:2007 (IEC 60034-5: 2000/A1:2006)

Authorized Representative:



Zach Stauffer
Vice President, Engineering

Authorized Representative in the Community:



Stefano Casiraghi
Technology Director, Engineering

Created on 07/08/2025

CE 25