

PRODUCT INFORMATION PACKET



Model No: 145TTFR16331

Catalog No: E2004A

General Purpose Motor, 1.50 & 1.50 HP, 3 Ph, 60 & 50 Hz, 230/460 & 190/380 V, 1800 & 1500 RPM,
145TC Frame, TEFC



Regal and LEESON are trademarks of Regal Rexnord Corporation or one of its affiliated companies.
©2025 Regal Rexnord Corporation, All Rights Reserved. MC017097E



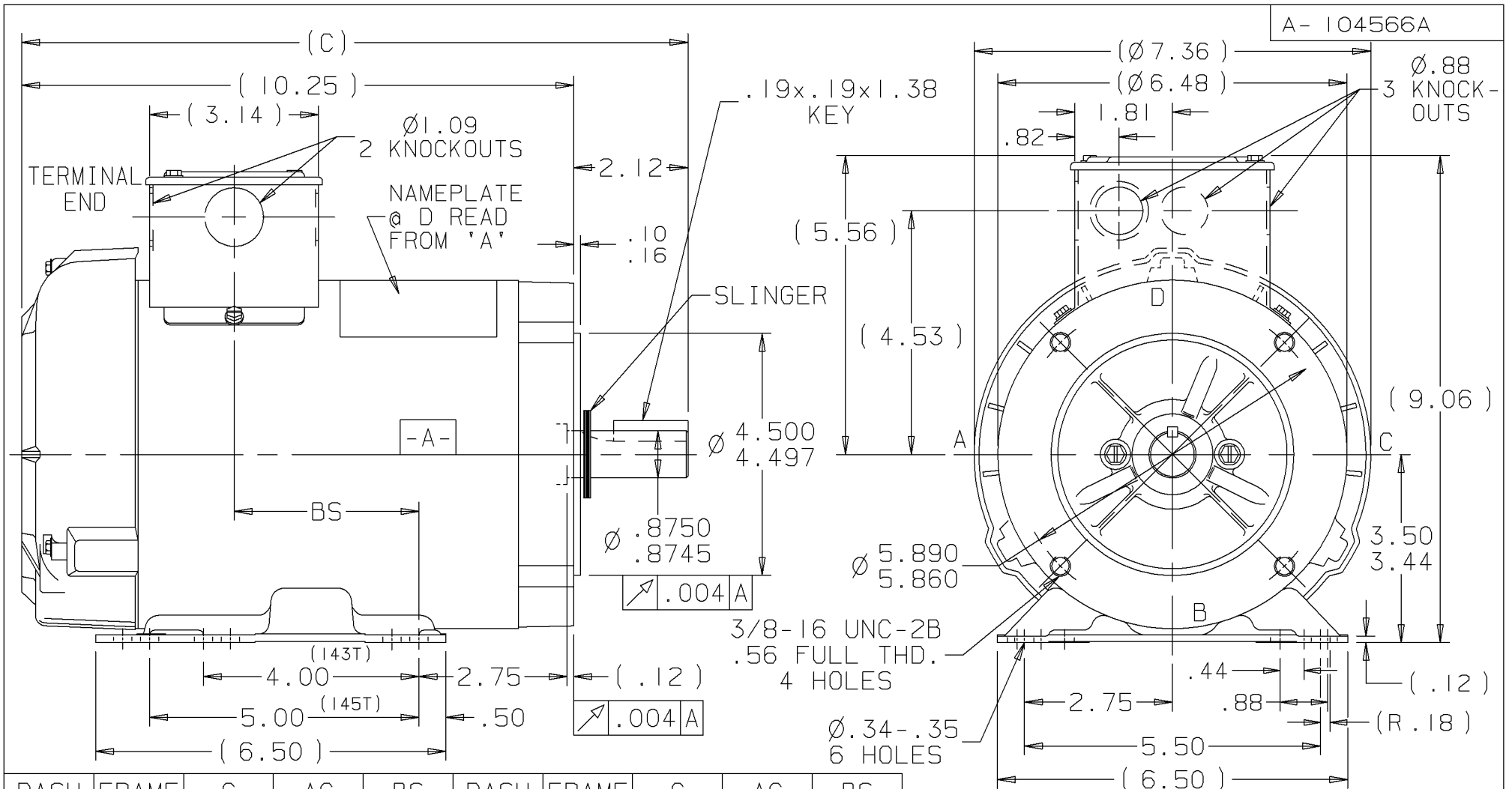


Nameplate Specifications

Phase	3	Output HP	1.50 & 1.50 Hp
Output KW	1.1 & 1.1 kW	Voltage	230/460 & 190/380 V
Speed	1755 & 1450 rpm	Service Factor	1.15 & 1.15
Frame	145TC	Enclosure	Totally Enclosed Fan Cooled
Thermal Protection	No Protection	Efficiency	86.5 & 85.5 %
Ambient Temperature	40 °C	Frequency	60 & 50 Hz
Current	4.6/2.3 & 5.4/2.7 A	Power Factor	71
Duty	Continuous	Insulation Class	F
Design Code	B	KVA Code	P
Drive End Bearing Size	6205	Opp Drive End Bearing Size	6203
UL	Recognized	CSA	Y
CE	Y	IP Code	43
Number of Speeds	1		

Technical Specifications

Electrical Type	Squirrel Cage Inverter Rated	Starting Method	Line Or Inverter
Poles	4	Rotation	Reversible
Resistance Main	7.9 Ohms	Mounting	Rigid Base
Motor Orientation	Horizontal	Drive End Bearing	Ball
Opp Drive End Bearing	Ball	Frame Material	Rolled Steel
Shaft Type	T	Overall Length	14.37 in
Frame Length	9.06 in	Shaft Diameter	0.875 in
Shaft Extension	2.12 in	Assembly/Box Mounting	F3
Inverter Load	CONSTANT 10:1		
Outline Drawing	104566A-906	Connection Drawing	A-EE7308



A-104566A
 Ø.88
 3 KNOCK-
 OUTS

DASH	FRAME	C	AG	BS	DASH	FRAME	C	AG	BS
706	140T	12.37	10.25	3.86	856	140T	13.87	11.75	5.36
756	140T	12.87	10.75	4.36	906	140T	14.37	12.25	5.86
806	140T	13.37	11.25	4.86	956	140T	14.87	12.75	6.36

NOTE:
 CONDUIT BOX CAN BE
 ROTATED IN 180° STEPS
 (REF. A-100106)

				✓ MAX. SURFACE ROUGHNESS UNLESS NOTED OTHERWISE		UNLESS OTHERWISE SPECIFIED DIMENSIONS ARE IN INCHES TOL. ON XX±.03 XXX±.005 XXXX±.0005 ANGLES± 7°30"					
				MATL SPEC		 Regal Rexnord Regal Beloit America, Inc.		DRAWN BY MSG 09-26-2000			
A		07/31/2025		UPDATED FROM MARATHON TO RRX LOGO				KVDG		CHKD BY ML 09-26-2000	
I		09-27-2000		NEW DRAWING				MSG		APPD BY ET 09-27-2000	
REV		DATE		CHANGE		NAME		DRWG NO			
				MU33656		PART NAME OUTLINE		A-104566A			
						140T - TEFC - C*FACE					

L SHOP BOOK PURCHASED DISTRIBUTION - WA - LB - WP - LM - BR CADD FILE NO. 104566A



NO.	REVISION	BY & DATE	CHK	ANG	TOLERANCES UNLESS SPECIFIED		FINISH	DRAWN RM 11/20/1990				
					DEC.	INCHES						
5	CHG TO REGAL LOGO	SL 09/10/2015	AB					CHK ML 11/21/1990				
4	REVISED IEC NOTATIONS	MSG 11/15/2011	CMN	.X	±.1			APPD SAS 04/24/2003				
3	ADDED IEC NOTATIONS... (U1), (V1) ETC. MU95194	MSG 5/10/2010	MJS	.XX	±.02		TITLE CONNECTION DIAGRAM	SCALE 1=1				
2	ADDED THE OPTIONAL CORD CONNECTION MU46318	RDH 04/24/2003	DRS	.XXX	±.005		3Ø - DUAL VOLTAGE MOTOR	REF				
1	REDRAWN	RM 11/20/1990		.XXXX	±.0005		MAT'L.	FMF				
					±7'30"			PREV				
THIS DRAWING IN DESIGN AND DETAIL IS OUR PROPERTY AND MUST NOT BE USED EXCEPT IN CONNECTION WITH OUR WORK ALL RIGHTS OF DESIGN AND INVENTION ARE RESERVED THIS IS AN ELECTRONICALLY GENERATED DOCUMENT - DO NOT SCALE THIS PRINT							RFP	CAD FILE ee7308	SIZE A	DRAWING NO. EE7308	PAGE OF 5	REV. 5
							DIST WP					

CERTIFICATION DATA SHEET

Model#: 145TTFR16331 AA
CONN. DIAGRAM: A-EE7308
OUTLINE: 104566A-906

WINDING#: ZT4256 FR 3
ASSEMBLY: F3

TYPICAL MOTOR PERFORMANCE DATA

HP	KW	SYNC. RPM	F.L. RPM	FRAME	ENCLOSURE	KVA CODE	DESIGN
1 1/2&1 1/2	1.12&1.12	1800	1755&1450	145TC	TEFC	P	B

PH	Hz	VOLTS	FL AMPS	START TYPE	DUTY	INSL	S.F	AMB°C	ELEVATION
3	60/50	230/460#190/ 380	4.6/2.3&5.4/2. 7	LINE OR INVERTER	CONTINUOU S	F3	1.15/1.15	40	3300

FULL LOAD EFF: 86.5&85.5	3/4 LOAD EFF: 85.5	1/2 LOAD EFF: 82.5	GTD. EFF	ELEC. TYPE	NO LOAD AMPS
FULL LOAD PF: 71&75	3/4 LOAD PF: 62.5	1/2 LOAD PF: 49	84	SQ CAGE INV RATED	3 / 1.5

F.L. TORQUE	LOCKED ROTOR AMPS	L.R. TORQUE	B.D. TORQUE	F.L. RISE°C
4.5 LB-FT	48 / 24	21.2 LB-FT 471	26 LB-FT 578	35

SOUND PRESSURE @ 3 FT.	SOUND POWER	ROTOR WK^2	MAX. WK^2	SAFE STALL TIME	STARTS /HOUR	APPROX. MOTOR WGT
62 dBA	72 dBA	0.14 LB-FT^2	10 LB-FT^2	20 SEC.	2	50 LBS.

***** SUPPLEMENTAL INFORMATION *****

DE BRACKET TYPE	ODE BRACKET TYPE	MOUNT TYPE	ORIENTATION	SEVERE DUTY	HAZARDOUS LOCATION	DRIP COVER	SCREENS	PAINT
C-FACE	BRAKE	RIGID	HORIZONTAL	FALSE	NONE	FALSE	NONE	BLUE (POWDER)

BEARINGS		GREASE	SHAFT TYPE	SPECIAL DE	SPECIAL ODE	SHAFT MATERIAL	FRAME MATERIAL
DE	OPE						
BALL	BALL	POLYREX EM	T	NONE	NONE	1144 STRESSPROOF (C-223)	ROLLED STEEL
6205	6203						

THERMO-PROTECTORS				THERMISTORS	CONTROL	SPACE /n HEATERS
THERMOSTATS	PROTECTORS	WDG RTDs	BRG RTDs			
NONE	NOT	NONE	NONE	NONE	FALSE	NONE VOLTS

If Inverter equals NONE, contact factory for further information

*
N
O
T
E
S
*

INVERTER TORQUE: CONSTANT 10:1
INV. HP SPEED RANGE: NONE
ENCODER: NONE
NONE NONE
NONE NONE PPR
BRAKE: PROVISIONS FOR KIT NONE
NONE P/N NONE
NONE NONE
NONE FT-LB NONE V NONE Hz

DATE: 06/23/2017 07:42:18 AM
 FORM 3531 REV.3 02/07/99

** Subject to change without notice.

Data Sheet

Date: 1/4/2019
 Customer: _____
 Attention: _____
 Submitted by: FAREEDA DUDEKULA



145TTFR16331

Submittal
 Data @ **460 V**

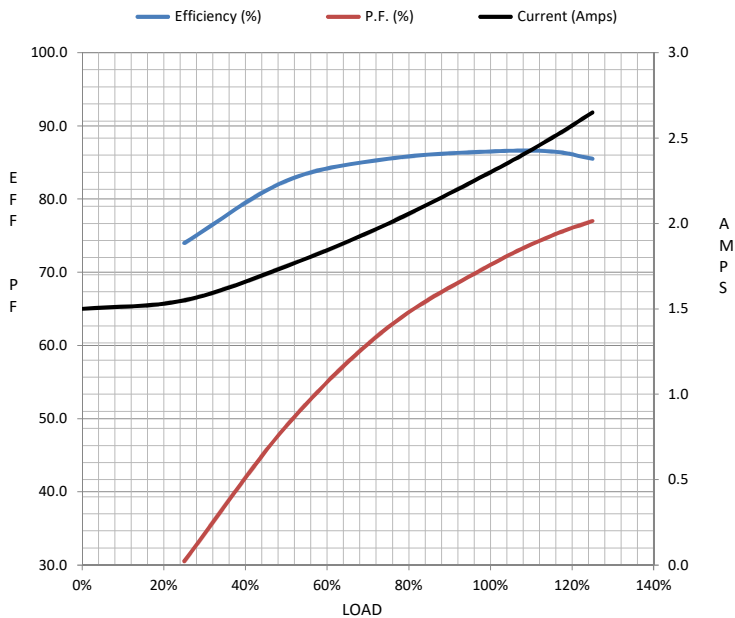
Motor Load Data

Load	0%	25%	50%	75%	100%	115%	125%	LR
Current (Amps)	1.50	1.55	1.75	2.00	2.30	2.50	2.65	24.0
Torque (ft-lb)	0.00	1.10	2.20	3.5	4.5	5.2	5.7	21.2
RPM	1800	1790	1780	1765	1755	1,750	1745	0
Efficiency (%)		74.0	82.5	85.5	86.5	86.5	85.5	
P.F. (%)	7.5	30.5	49.0	62.5	71.0	75.0	77.0	69.5

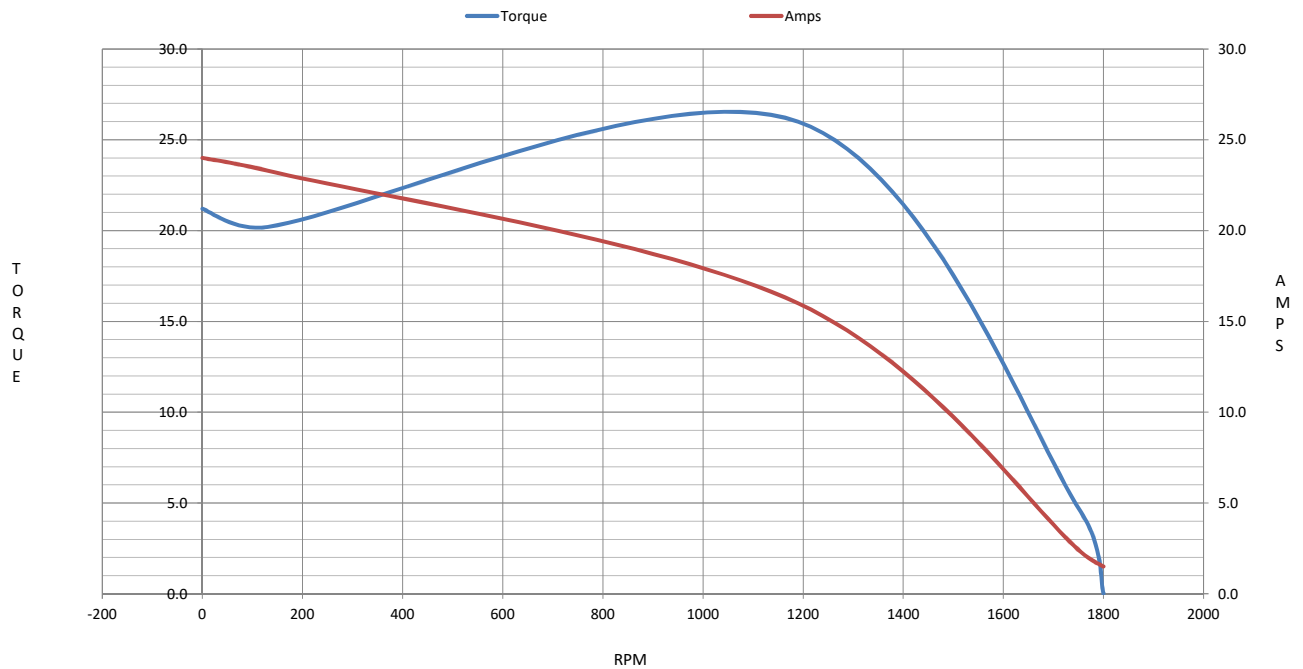
Motor Speed Data

	LR	Pull-Up	BD	Rated	Idle
Speed (RPM)	0	130	1190	1755	1800
Current (Amps)	24.0	23.3	16.0	2.30	1.50
Torque (ft-lb)	21.2	20.2	26.0	4.5	0.00

Information Block				
HP	1.5			
Sync. RPM	1800			
Frame	145			
Enclosure	TEFC			
Construction	TFR			
Voltage	230/460#190/380 V			
Frequency	60 Hz			
Design	B			
LR Code letter	P			
Service Factor	1.15			
Temp Rise @ FL	35 °C			
Duty	CONT			
Ambient	40 °C			
Elevation	1,000 feet			
Rotor/Shaft wk ²	0.14 Lb-Ft ²			
Ref Wdg	ZT4256 FR			
Sound Pressure @ 1M	62 dBA			
VFD Rating	CONSTANT 10:1			
Outline Dwg	104566A-906			
Conn. Diag	A-EE7308			
Additional Specifications:				
0				
0				
EQUIV CKT (OHMS / PHASE)				
R1	R2	X1	X2	Xm
4.8380	3.7800	7.1250	7.1630	189.6050



Speed - Torque Curve



EC Declaration of Conformity

The undersigned representing
the manufacturer:

Regal Beloit America
1946 West Cook Road
Fort Wayne, IN 46818

and the authorized representative
established within the Community:

Regal Beloit Italy
Via Modena, 18
24040 Ciserano(BG) - Italy

are committed to providing customers with products that comply with applicable regulations and international protocols to which they are subject, including the requirements of the European Parliament Directive on the Harmonization of the laws relating to electrical equipment designed for use within certain voltage limits (2014/35/EU).

Regal Beloit America declares that the following product(s), to which this declaration relates, are in conformity with the relevant sections of the EC standards listed below.

This statement supersedes any statements previously issued pertaining to the product(s) listed below and is subject to change without notice.

Model No : 145TTFR16331

(Model No. may contain prefix and/or suffix characters)

Catalog No : E2004A

Rework No : N/A

Directives :

Low Voltage Directive 2014/35/EU

Harmonized Standards Used :

EN 60034-1: 2010 (IEC 60034-1: 2010)

EN 60034-5: 2001/A1:2007 (IEC 60034-5: 2000/A1:2006)

Authorized Representative:



Zach Stauffer
Vice President, Engineering

Authorized Representative in the Community:



Stefano Casiraghi
Technology Director, Engineering

Created on 07/08/2025

CE 25