

PRODUCT INFORMATION PACKET



Model No: 5KC37FN65X

Catalog No: C329

General Purpose Pump Motor, 1/3 HP, 1 Ph, 60 Hz, 115/208-230 V, 56J Frame, DP



Regal and LEESON are trademarks of Regal Rexnord Corporation or one of its affiliated companies.

©2025 Regal Rexnord Corporation, All Rights Reserved. MC017097E





Nameplate Specifications

Phase	1	Output HP	1/3 Hp
Output KW	0.25 kW	Voltage	115/208-230 V
Speed	3450 rpm	Service Factor	1.75
Frame	56J	Enclosure	Drip Proof
Thermal Protection	Automatic	Ambient Temperature	40 °C
Frequency	60 Hz	Current	6.4/3.0-3.2 A
Power Factor	0	Duty	Continuous
Insulation Class	B	KVA Code	M
Drive End Bearing Size	6203	Opp Drive End Bearing Size	6203
UL	Recognized	CSA	Y
CE	N		

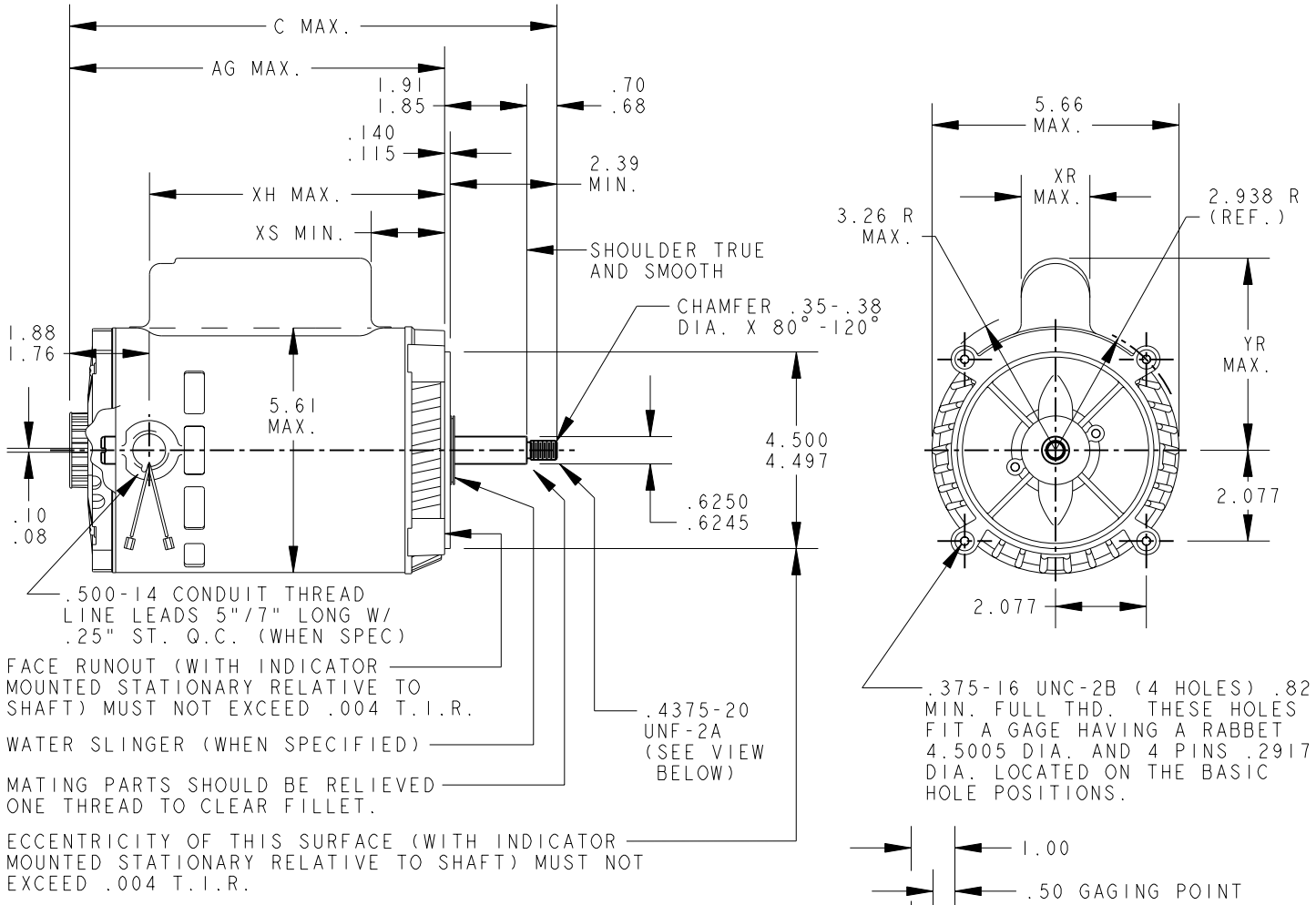
Technical Specifications

Electrical Type	Capacitor Start Induction Run	Starting Method	Across The Line
Poles	2	Rotation	Clockwise
Motor Orientation	Any	Drive End Bearing	Locked
Opp Drive End Bearing	Ball	Frame Material	Rolled Steel
Shaft Type	NEMA 56J	Shaft Diameter	0.625 in
Connection Drawing	52A105384AA	Outline Drawing	52A102690P4

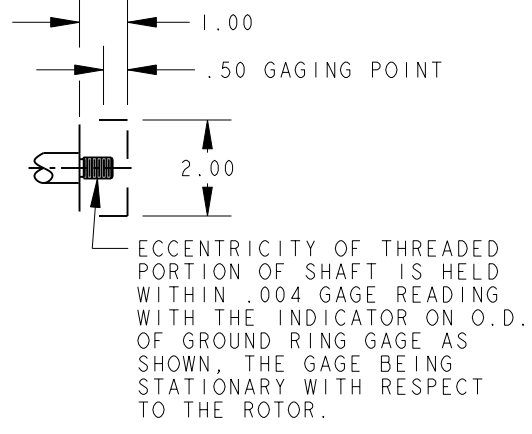
This is an uncontrolled document once printed or downloaded and is subject to change without notice. Date Created:11/13/2025



SHEET —	THIRD ANGLE PROJECTION	REVISIONS			
		REV.	DESCRIPTION	DATE	APPROVED
	REV 10	9	REDRAWN BY 2M SOFTWARE CO	02/05/95	CCP
SIZE DRAWING NO. 52A102690		10	FORMAT CHG PER ISAAC 05-1777	01/06/06	RAJKUMAR



8	KC	37	56J	11.35	8.76	1.39	7.03	2.72	5.44	
7	KC	39	56J	13.10	10.49	3.27	8.91	1.60	4.34	8.50
6	KC	39	56J	12.35	9.74	2.52	8.16	1.60	4.34	7.75
5	KC	38	56J	11.82	9.21	1.99	7.63	1.60	4.34	
4	KC	37	56J	11.22	8.61	1.39	7.03	1.60	4.34	
3	KC	36	56J	10.82	8.21	1.39	6.63	1.60	4.34	
2	KC	38	56J	11.82	9.21	1.99	7.63	2.22	4.96	
1	KC	39	56J	12.35	9.74	2.19	7.83	2.22	4.96	7.75
P	TYPE	GE SIZE	NEMA FR	C	AG	XS	XH	XR	YR	SHELL REF.



FOR ADDITIONAL INFO REFER TO: APPLIED PRACTICES DIMENSIONS ARE IN INCHES ✓	SIGNATURES		DATE	<p>REGAL-BELOIT CORPORATION</p> <p>TITLE OUTLINE</p> <p>FORM N - PUMP MOTOR - DRIP PROOF - R2 END MOUNTED SLEEVE & BALL BEARING - FMF:5KC37MN135T</p>
	MODEL		B.A.C 04/24/78	
	DETAIL		.	
	CHECKED		.	
	ENGRG		.	
MFG		.		
QUALITY		.		
ISSUED		C.C.P 02/05/95	SIZE DRAWING A	
MATERIAL		SOLID MODEL: 52A102690		SCALE: 0.250 REF. No: . SHEET 1 of 1

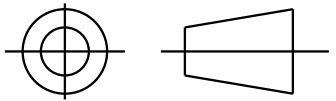
52A102690 REV **10**





SHEET
—
REV
4

THIRD ANGLE PROJECTION

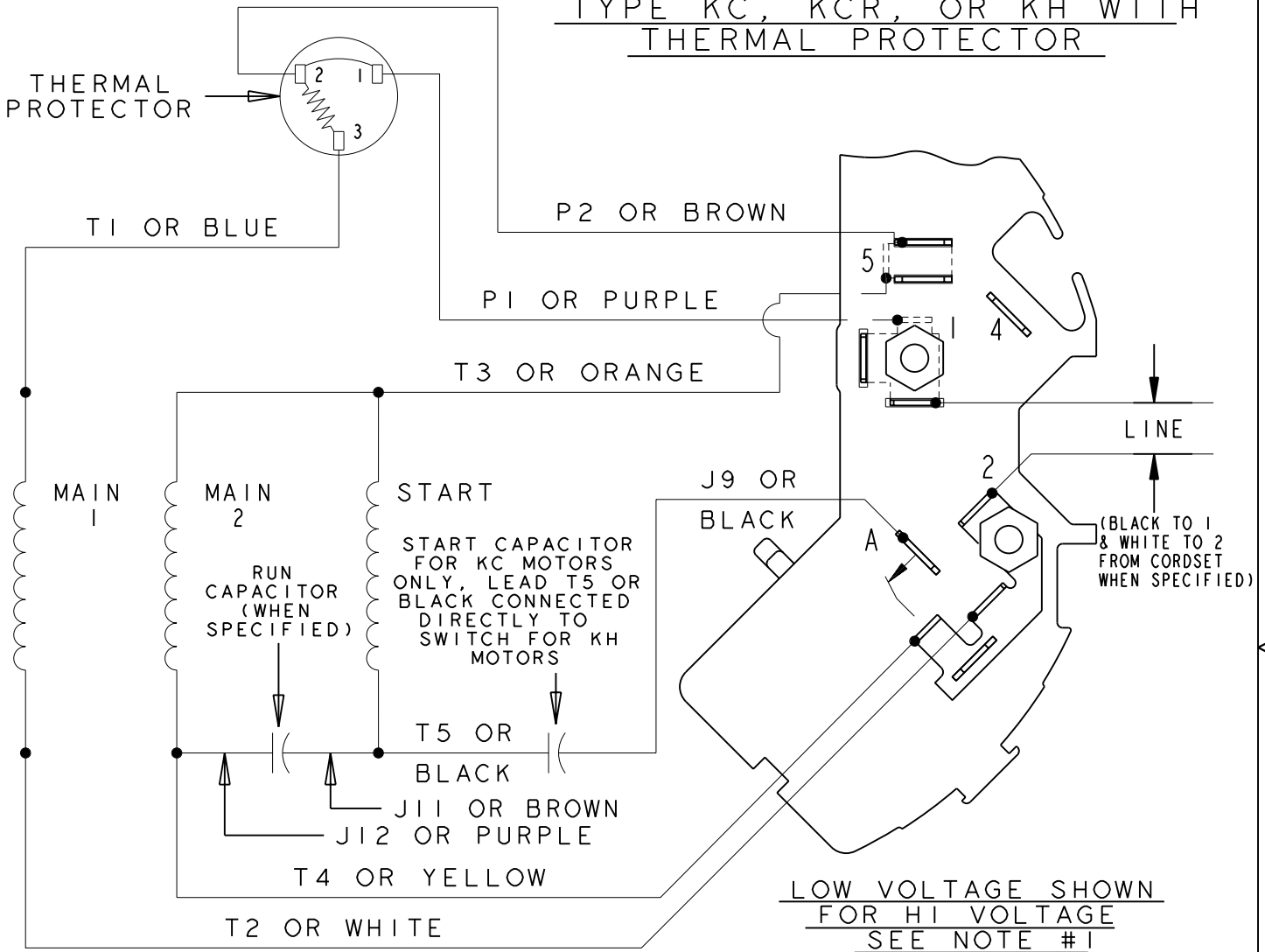


REVISIONS

REV.	DESCRIPTION	DATE	APPROVED
4	CORDSET INSTRUCTION ADDED	04/02/09	AMITRUP

52A105384AA

SET ROTATION - DUAL VOLTAGE
TYPE KC, KCR, OR KH WITH
THERMAL PROTECTOR



NOTE #1 - FOR HI VOLTAGE REMOVE BROWN (P2) FROM TERMINAL #5 AND PLACE ON TERMINAL #4, REMOVE WHITE (T2) FROM TERMINAL #2 AND PLACE ON TERMINAL #5.

NOTE #2 - WHEN MORE THAN ONE CAPACITOR IS USED CONNECT IN PARALLEL.

SWITCH (C) - 115D958AB

REF. DIAG. - 121A857

CONNECTION LABEL - 52X333080

SIGNATURES		DATE
MODEL	M.D.P.	06/29/87
DETAIL	.	.
CHECKED	.	.
ENGRG	.	.
MFG	.	.
FOR ADDITIONAL INFO REFER TO:	QUALITY	.
APPLIED PRACTICES	ISSUED	M.D.P. 06/29/87
DIMENSIONS ARE IN INCHES ✓	SOLID MODEL: 52A105384AA	



REGAL-BELOIT CORPORATION

TITLE		CONNECTION DIAGRAM	
FMF:		30 FRAME SWITCH REDESIGN	
SIZE	DRAWING	52A105384AA	REV 4
A	SCALE: 1.000	REF. No: .	SHEET 1 of 1

