

PRODUCT INFORMATION PACKET



Model No: C824
Catalog No: C824

General Purpose Motor, 1/3 HP, 1 Ph, 60 Hz, 115/208-230 V, 1800 RPM, G56C Frame, TEFC



Regal and Century are trademarks of Regal Rexnord Corporation or one of its affiliated companies.
©2022 Regal Rexnord Corporation, All Rights Reserved. MC017097E





Nameplate Specifications

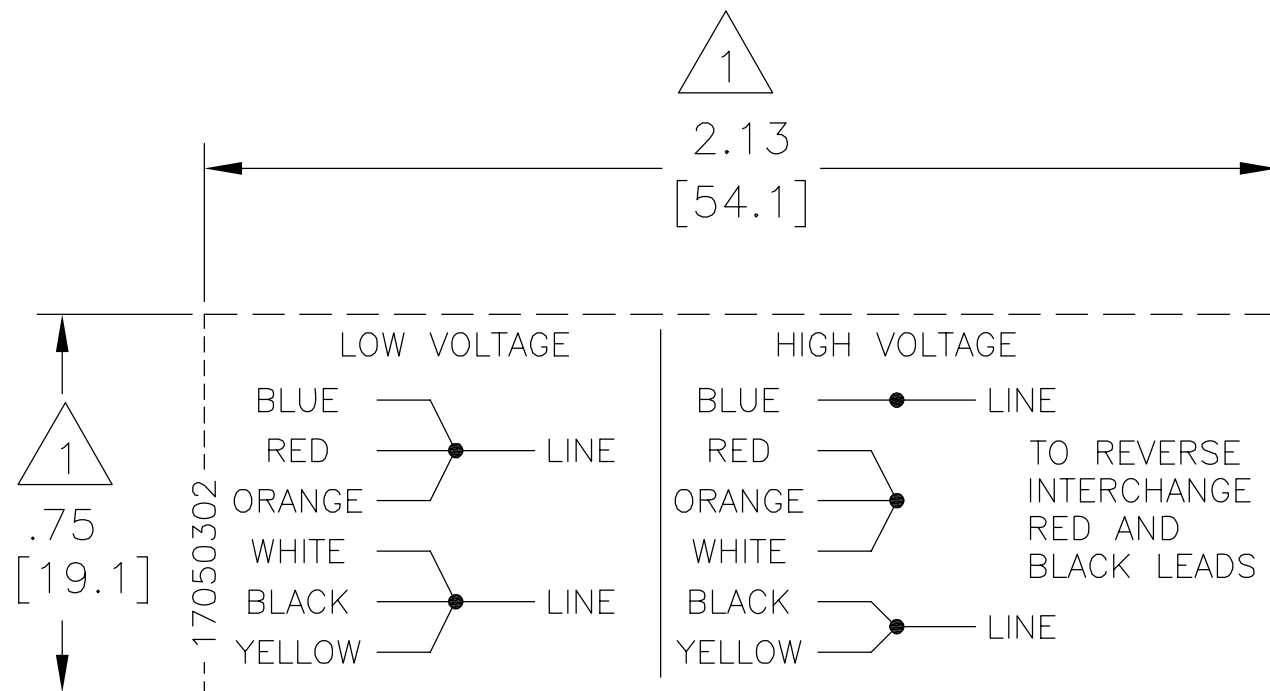
Output HP	1/3 Hp	Output KW	0.25 kW
Frequency	60 Hz	Voltage	115/208-230 V
Current	6.4/3.2 A	Speed	1725 rpm
Service Factor	1.15	Phase	1
Duty	Continuous	Insulation Class	B
Frame	G56C	Enclosure	Totally Enclosed Fan Cooled
Thermal Protection	No Protection	Ambient Temperature	40 °C
UL	Recognized	CSA	Y
CE	N	Number of Speeds	1

Technical Specifications

Electrical Type	Capacitor Start, Induction Run, Single Or Dual Voltage	Starting Method	Across The Line
Poles	4	Rotation	Reversible Counterclockwise
Mounting	Rigid Base	Drive End Bearing	Ball
Opp Drive End Bearing	Ball	Frame Material	Rolled Steel
Shaft Type	Keyed	Overall Length	12.21 in
Frame Length	6.00 in	Shaft Diameter	0.625 in
Shaft Extension	2.07 in		
Connection Drawing	17050302.PCX	Outline Drawing	195126-S01

This is an uncontrolled document once printed or downloaded and is subject to change without notice. Date Created:11/28/2022

REV	ECO	REV BY	DATE	APPD	DATE
Y	ECO-0022098	J. COX	04-24-2012	C. McREYNOLDS	04-24-2012



NOTES:

1. DOTTED BOX REPRESENTS TOTAL PRINTED AREA ALLOWED FOR CONNECTION DIAGRAM TO FIT IN. THIS AREA DOES NOT INCLUDE THE BORDER AROUND THE CONNECTION DIAGRAM. SEE NAMEPLATE DRAWING 170500 OR 170501 FOR LOCATION.
2. DETAILS ARE NOT TO BE COPIED FROM DRAWING, BUT ARE TO BE REPRODUCED FROM ORIGINAL ARTWORK FURNISHED.
3. CHARACTERS ARE TO BE A MINIMUM OF .03[.8] TO .06[1.5] MAXIMUM IN HEIGHT.

GEOMETRIC CHARACTERISTICS & SYMBOLS
 ▭ FLATNESS
 — STRAIGHTNESS
 ∠ ANGULARITY
 ⊥ PERPENDICULARITY (SQUARENESS)
 // PARALLELISM
 ○ ROUNDNESS (CIRCULARITY)
 ∅ CYLINDRICITY
 △ PROFILE OF ANY SURFACE
 ∩ PROFILE OF ANY LINE
 ↑ RUNOUT
 ⊕ TRUE POSITION
 ⊙ CONCENTRICITY
 ≡ SYMMETRY

UNLESS OTHERWISE SPECIFIED
 DIM. TOLERANCES ARE AS FOLLOWS:
 INCH X XX XXX XXXX
 mm ±0.5 ±0.13 ±0.013
 ANG. ±.50 DEG
 REMOVE BURRS & BREAK SHARP EDGES:
 INCH .003-.015 mm 0.1-0.4
 CORNER FILLETS TO:
 INCH .020 mm 0.5
 MACHINE SURFACES:
 INCH 125 mm 3.2
 METRIC DIMS. SHOWN IN [BRACKETS]

DR BY: MLC 03-04-1985
 APPD: MLC 03-13-1985
 THIRD ANGLE PROJECTION
 EDS DATE 11-11-2011
 FORMAT REV G
 CONFIDENTIAL: THIS DRAWING AND ITS INFORMATION ARE THE EXCLUSIVE AND CONFIDENTIAL PROPERTY OF REGAL-BELOIT CORPORATION AND ARE NOT TO BE DISCLOSED, DUPLICATED, DISTRIBUTED OR OTHERWISE USED WITHOUT THE WRITTEN CONSENT OF REGAL-BELOIT CORPORATION. -ALL RIGHTS RESERVED.

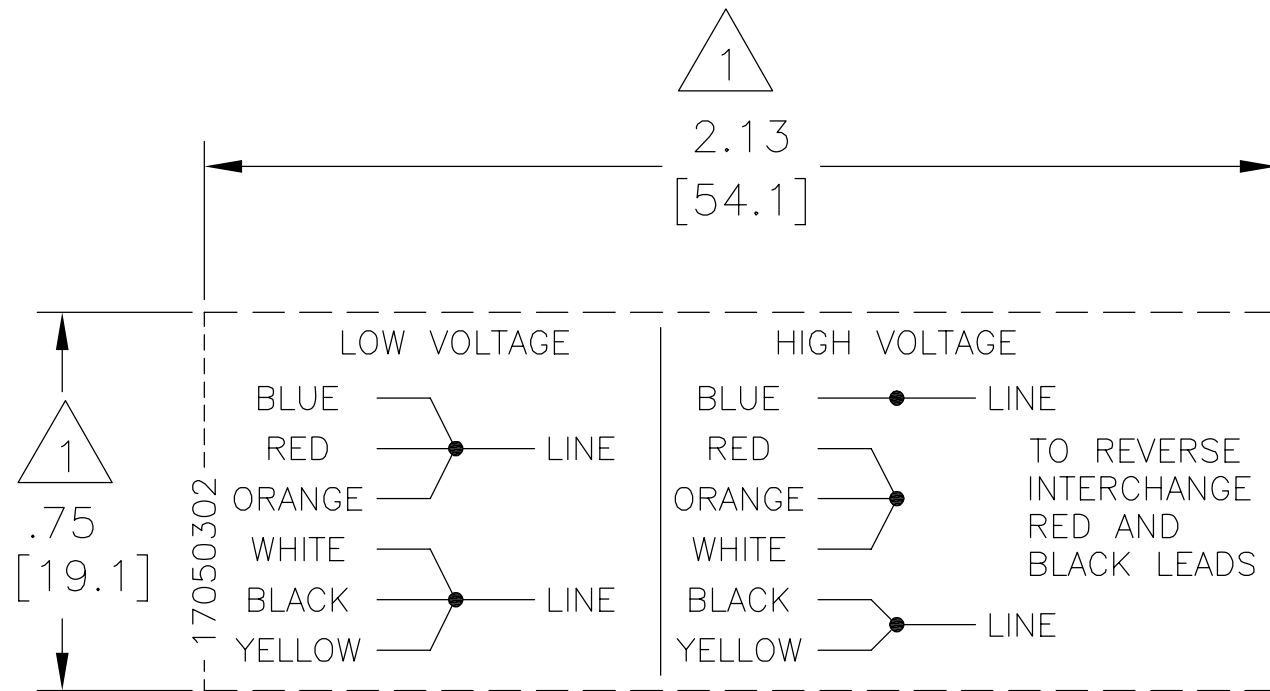
REGAL BELLOIT REGAL-BELOIT CORPORATION

DESCRIPTION
 CONN DIAGRAM-NAMEPLATE

SIZE A DWG NO 17050302

SCALE NONE SHEET 1

REVISION:	ECO	REVISADO POR:	FECHA:	APROBADO POR:	FECHA:
Y	ECO-0022098	J. COX	04-24-2012	C. McREYNOLDS	04-24-2012



NOTAS:

- LA CAJA PUNTEADA REPRESENTA EL AREA TOTAL IMPRESA PERMITIDA PARA EL DIAGRAMA DE CONEXION PARA QUE ENCAJE EN ESTA AREA NO INCLUYE EL BORDE AL REDEDOR DEL DIAGRAMA DE CONEXION. VER DIBUJO DE PLACA DE DATOS 170500 O 170501 PARA UBICACION.
- LOS DETALLES NO DEBEN SER COPIADOS DEL DIBUJO, PERO VA A SER REPRODUCIDA DEL TRABAJO ORIGINAL SUMINISTRADO.
- LOS CARACTERES SON DE UN MINIMO DE .03[.8] A .06[1.5] EN ALTURA MAXIMA.

CARACTERISTICAS DE GEOMETRIA Y SIMBOLOS

- ▭ PLANICIDAD
- RECTITUD
- ∠ ANGULARIDAD
- ⊥ PERPENDICULARIDAD (A ESCUADRA)
- // PARALELISMO
- REDONDEZ (CIRCULARIDAD)
- ⊘ CILINDRICIDAD
- ⊖ PERFIL DE CUALQUIER SUPERFICIE
- ⌒ PERFIL DE CUALQUIER LINEA
- ↑ VARIACION
- ⊕ POSICION REAL
- ◎ CONCENRICIDAD
- ≡ SIMETRIA

ASME Y14.5M 1994

A MENOS QUE SE ESPECIFIQUE DE OTRA MANERA, LAS TOLERANCIAS DE LAS DIMS; SON LAS SIGUIENTES:

PULG	±.1	±.02	±.005	±.0005
mm	±0.5	±0.13	±0.013	

ANG. ±.50 GRADOS
ELIMINAR REBABAS Y ORILLAS FILOSAS DEL BORDE.

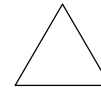
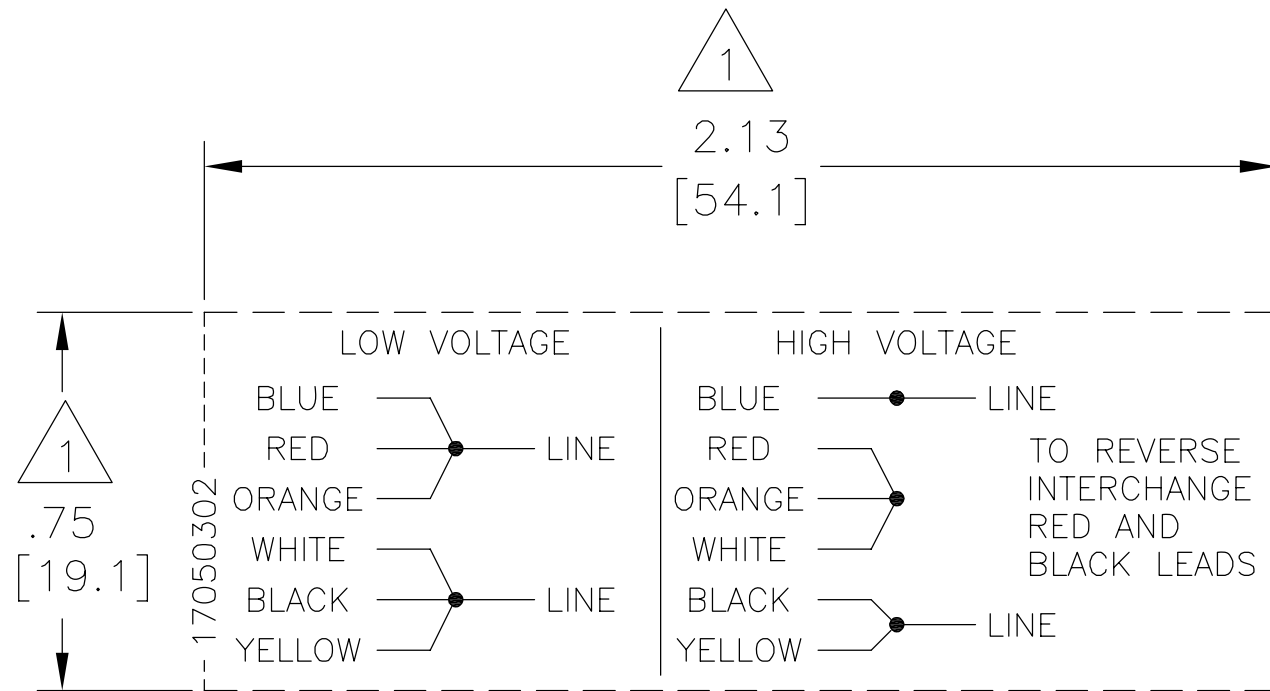
PULG .003-.015 mm 0.1-0.4
FILETEAR ESQUINA: PULG .020 mm 0.5
MAQUINAR SUPERFICIES
PULG 125 mm 3.2

DIMS METRICAS MOSTRADAS [PARENTESIS]

DIBUJADO POR:	MLC	03-04-1985
APROBADO POR:	MLC	03-13-1985
TERCER ANGULO DE PROYECCION		FECHA EDS: 11-11-2011 REV. FORMATO: G
CONFIDENCIAL: ESTE DIBUJO Y SU INFORMACION SON PROPIEDAD DE USO EXCLUSIVO Y CONFIDENCIAL DE REGAL-BELOIT CORPORATION Y NO DEBERAN SER REVELADOS, DUPLICADOS, DISTRIBUIDOS O USARSE DE OTRA MANERA SIN EL CONSENTIMIENTO ESCRITO DE REGAL-BELOIT CORPORATION.-TODOS LOS DERECHOS RESERVADOS.		

REGAL-BELOIT CORPORATION	
DESCRIPCION: CONN DIAGRAM-NAMEPLATE	
TAMAÑO: A	NUMERO DE DIBUJO: 17050302
ESCALA: NONE	HOJA: 1

版本	ECO	编制	日期	批准	日期
Y	ECO-0022098	J. COX	04-24-2012	C. McREYNOLDS	04-24-2012



- 形位公差
- 平面度
- 直线度
- ∠ 倾斜度
- ⊥ 垂直度
- // 平行度
- 圆度
- ⊘ 圆柱度
- △ 面轮廓度
- ⌒ 线轮廓度
- ↗ 圆跳动
- ⊕ 位置度
- ◎ 同轴度
- ≡ 对称度

除另有注明
尺寸公差如下:

	X	XX	XXX	XXXX
英寸	±.1	±.02	±.005	±.0005
毫米	±0.5	±0.13	±0.013	

角度 ±.50 度
清理毛刺和尖棱
英寸 .003-.015 毫米 0.1-0.4
内圆角
英寸 .020 毫米 0.5
表面粗糙度
英制 125 米制 3.2
米制尺寸显示在 []

绘图: MLC 03-04-1985
批准: MLC 03-13-1985
第三角投影 图纸格式发布日期 11-11-2011
图纸格式版本 G
机密:本图纸及相关信息所有权归REGAL-BELOIT CORPORATION。
未经REGAL-BELOIT CORPORATION书面授权,不得泄露、
复制、传播或作其他用途。--版权所有



名称
CONN DIAGRAM-NAMEPLATE

图幅 A 图号 17050302

比例 NONE 页号 1