

PRODUCT INFORMATION PACKET



Model No: EM3405
Catalog No: EM3405

ECONOMASTER® Condenser Fan Motor, 1/3 HP, 1 Ph, 60 Hz, 208-230 V, 825 RPM, 1 Speed, 48 Frame,
ENCLOSED



Regal and Century are trademarks of Regal Rexnord Corporation or one of its affiliated companies.
©2023 Regal Rexnord Corporation, All Rights Reserved. MC017097E





Nameplate Specifications

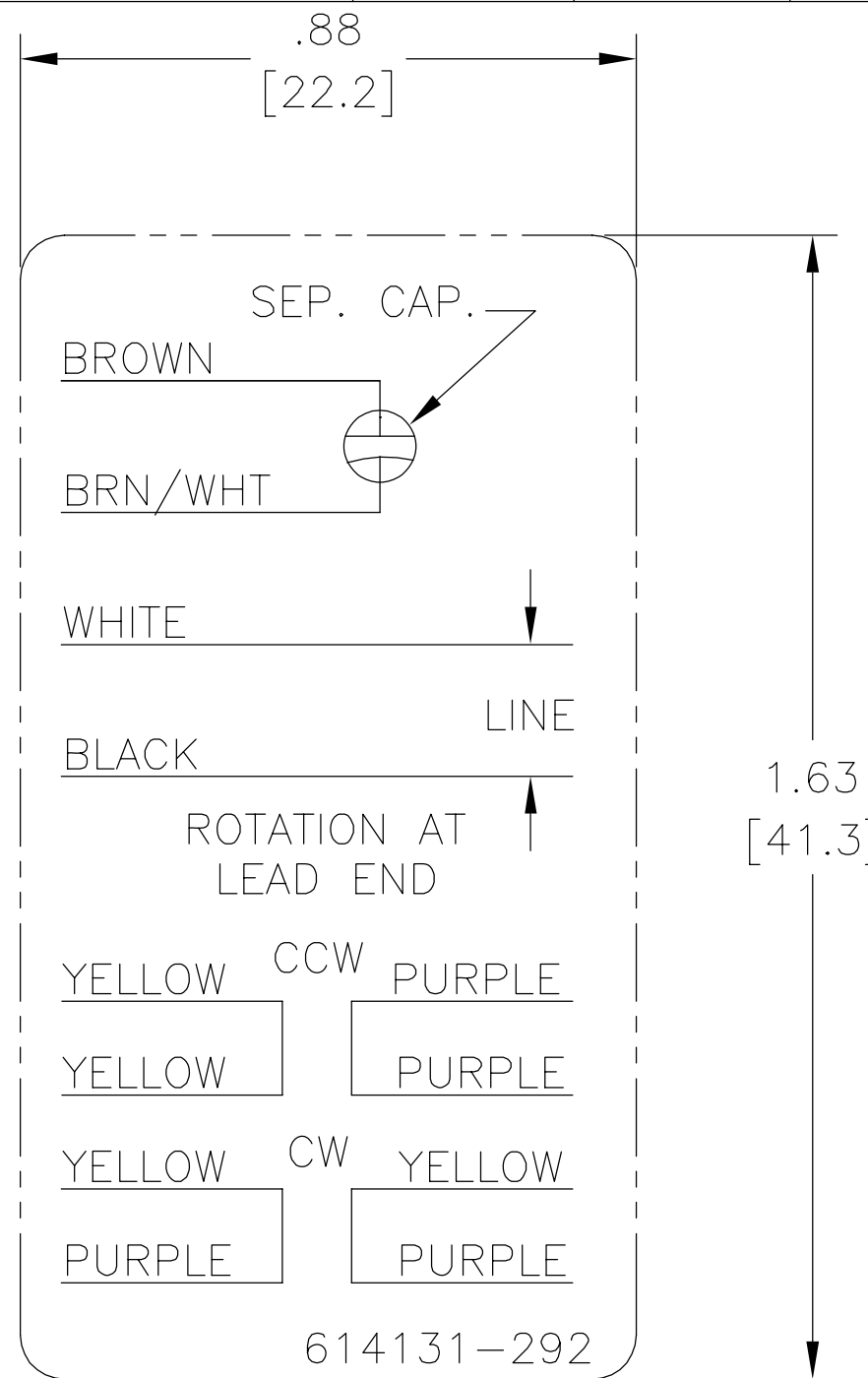
Output HP	1/3 Hp	Output KW	0.25 kW
Frequency	60 Hz	Voltage	208-230 V
Current	1.6-1.8 A	Speed	825 rpm
Service Factor	1	Phase	1
Duty	Air Over	Insulation Class	B
Frame	48Y	Enclosure	Totally Enclosed
Thermal Protection	Automatic	Ambient Temperature	60 °C
UL	Recognized	CSA	Y
CE	N	Number of Speeds	1

Technical Specifications

Electrical Type	Permanent Split Capacitor	Starting Method	Across The Line
Poles	8	Rotation	Reversible
Mounting	Extended Studs	Motor Orientation	Any
Drive End Bearing	Ball	Opp Drive End Bearing	Ball
Frame Material	Rolled Steel	Shaft Type	Flat
Overall Length	11.67 in	Frame Length	4.50 in
Shaft Diameter	0.500 in	Shaft Extension	6.0 in
Connection Drawing	614131-292	Outline Drawing	EM3405-S01

This is an uncontrolled document once printed or downloaded and is subject to change without notice. Date Created:02/17/2023

REV	ECO	REV BY	DATE	APPD	DATE
B	ECO-0022458	jrupert	09-19-2011	jrupert	09-19-2011



NOTES:

1. FOR USE WITH 614129 NAMEPLATE BLANK
2. ——— ——— INDICATES DIMENSION LIMITS
3. DIE TO BE MADE FROM MASTER SUPPLIED BY A. O. SMITH CORPORATION
4. DIE MUST PRODUCE A LEGIBLE IMPRESSION.

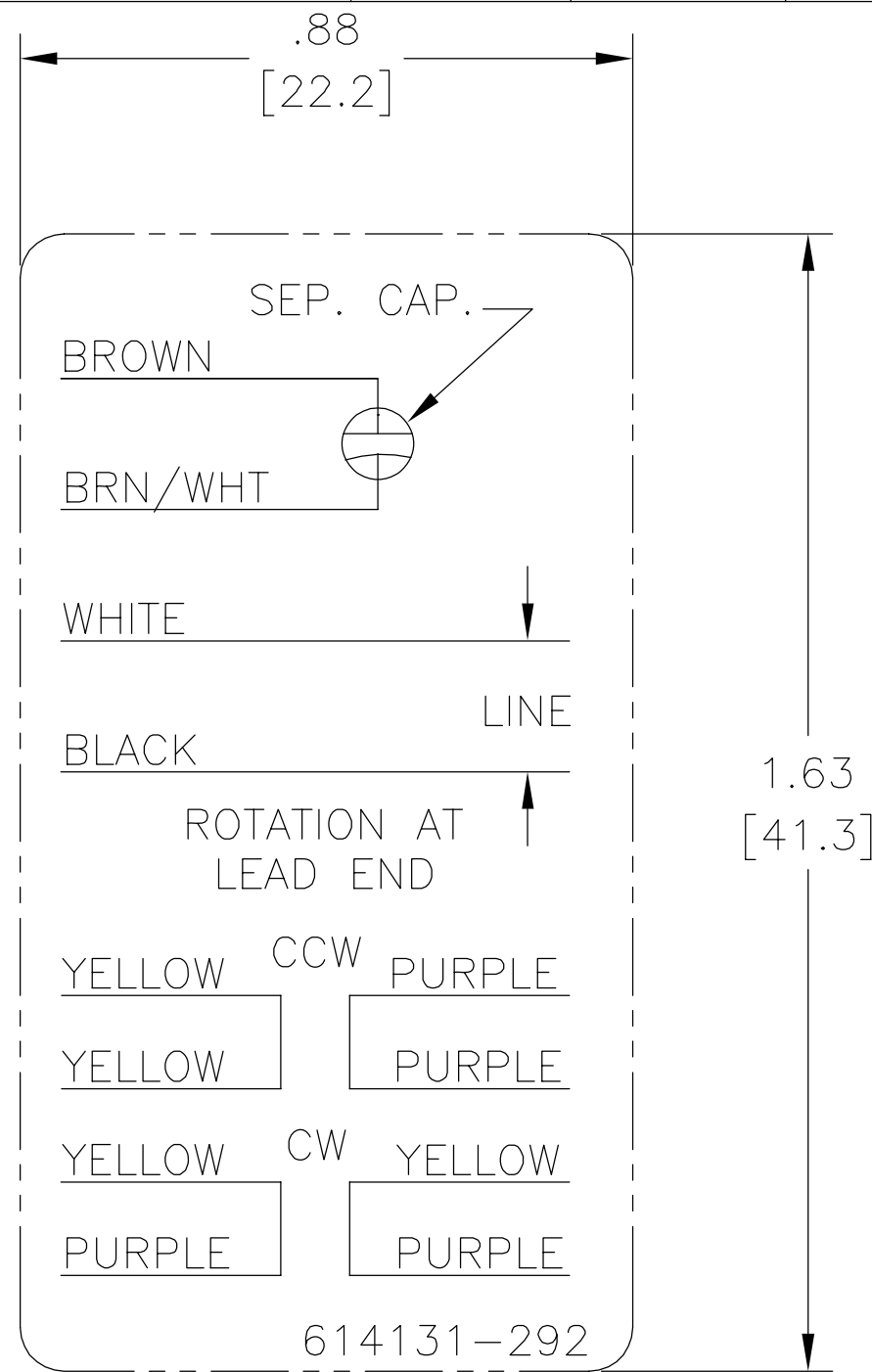
GEOMETRIC CHARACTERISTICS & SYMBOLS
 ▭ FLATNESS
 — STRAIGHTNESS
 < ANGLARITY
 ⊥ PERPENDICULARITY (SQUARENESS)
 // PARALLELISM
 ○ ROUNDNESS (CIRCULARITY)
 ∅ CYLINDRICITY
 △ PROFILE OF ANY SURFACE
 ∩ PROFILE OF ANY LINE
 ↑ RUNOUT
 ⊕ TRUE POSITION
 ⊙ CONCENTRICITY
 = SYMMETRY

UNLESS OTHERWISE SPECIFIED
 DIM. TOLERANCES ARE AS FOLLOWS:
 INCH X XX XXX XXXX
 mm ±0.5 ±0.13 ±0.013
 ANG. ±.50 DEG
 REMOVE BURRS & BREAK SHARP EDGES:
 INCH .003-.015 mm 0.1-0.4
 CORNER FILLETS TO:
 INCH .020 mm 0.5
 MACHINE SURFACES:
 INCH 125 mm 3.2
 METRIC DIMS. SHOWN IN [BRACKETS]

DR BY: jrupert 09-19-2011
 APPD: jrupert 09-19-2011
 THIRD ANGLE PROJECTION
 EDS DATE 02-22-2008
 FORMAT REV F
 CONFIDENTIAL: THIS DRAWING AND ITS INFORMATION ARE THE EXCLUSIVE AND CONFIDENTIAL PROPERTY OF A.O. SMITH CORP. AND ARE NOT TO BE DISCLOSED, DUPLICATED, DISTRIBUTED OR OTHERWISE USED WITHOUT THE WRITTEN CONSENT OF A.O. SMITH CORP.
 -ALL RIGHTS RESERVED. ASME Y14.5M 1994

		ELECTRICAL PRODUCTS COMPANY <small>A DIVISION OF A. O. SMITH CORPORATION</small>	
DESCRIPTION			
CONN DIAGRAM NAMEPLATE			
SIZE	A	DWG NO	614131-292
SCALE	NONE	SHEET	1

REVISION:	ECO	REVISADO POR:	FECHA:	APROBADO POR:	FECHA:
B	ECO-0022458	jrupert	09-19-2011	jrupert	09-19-2011



NOTES:

1. FOR USE WITH 614129 NAMEPLATE BLANK
2. ——— ——— INDICATES DIMENSION LIMITS
3. DIE TO BE MADE FROM MASTER SUPPLIED BY A. O. SMITH CORPORATION
4. DIE MUST PRODUCE A LEGIBLE IMPRESSION.

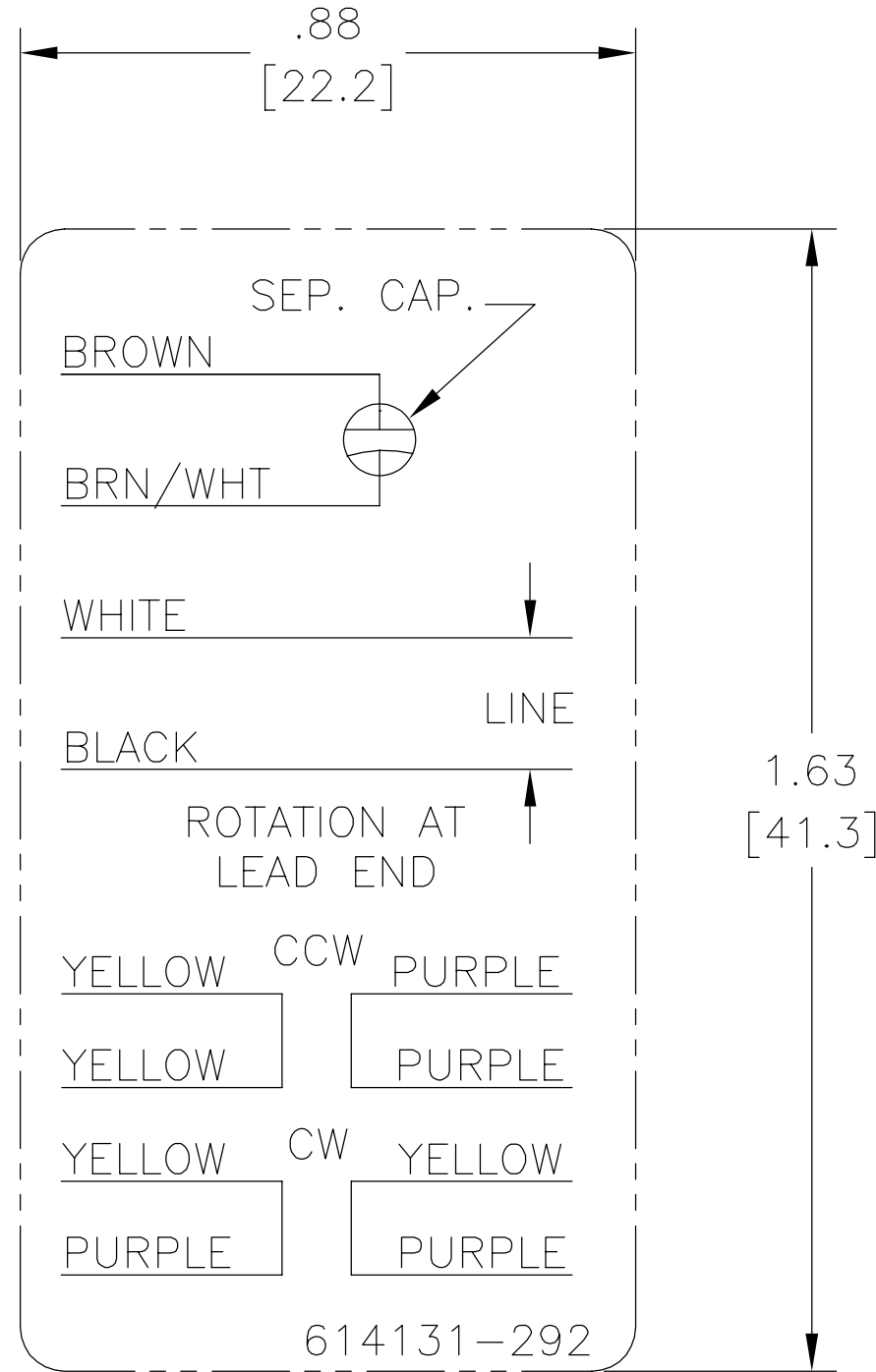
CARACTERISTICAS DE GEOMETRIA Y SIMBOLOS ▽ PLANICIDAD — RECTITUD < ANGULARIDAD ⊥ PERPENDICULARIDAD (A ESCUADRA) // PARALELISMO ○ REDONDEZ (CIRCULARIDAD) ∅ CILINDRICIDAD △ PERFIL DE CUALQUIER SUPERFICIE ∩ PERFIL DE CUALQUIER LINEA ↑ VARIACION ⊕ POSICION REAL ⊙ CONCENTRICIDAD = SIMETRIA

A MENOS QUE SE ESPECIFIQUE DE OTRA MANERA, LAS TOLERANCIAS DE LAS DIMS; SON LAS SIGUIENTES: X XX XXX XXXX PULG ±.1 ±.02 ±.005 ±.0005 mm ±0.5 ±0.13 ±0.013 ANG. ±.50 GRADOS ELIMINAR REBABAS Y ORILLAS FILOSAS DEL BORDE. PULG .003-.015 mm 0.1-0.4 FILETEAR ESQUINA: PULG .020 mm 0.5 MAQUINAR SUPERFICIES PULG 125 mm 3.2 DIMS METRICAS MOSTRADAS [PARENTESIS]

DIBUJADO POR:	jrupert	09-19-2011
APROBADO POR:	jrupert	09-19-2011
TERCER ANGULO DE PROYECCION		FECHA EDS: 02-22-2008 REV. FORMATO: F
CONFIDENCIAL: ESTE DIBUJO Y SU INFORMACION SON PROPIEDAD DE USO EXCLUSIVO Y CONFIDENCIAL DE A.O.SMITH CORP. Y NO DEBERAN SER REVELADOS, DUPLICADOS, DISTRIBUIDOS O USARSE DE OTRA MANERA SIN EL CONSENTIMIENTO ESCRITO DE A.O. SMITH CORP. -TODOS LOS DERECHOS RESERVADOS.ASME Y14.5M 1994		

ELECTRICAL PRODUCTS COMPANY A DIVISION OF A. O. SMITH CORPORATION	
DESCRIPCION:	
CONN DIAGRAM NAMEPLATE	
TAMAÑO: A	NUMERO DE DIBUJO: 614131-292
ESCALA: NONE	HOJA: 1

版本	ECO	编制	日期	批准	日期
B	ECO-0022458	jrupert	09-19-2011	jrupert	09-19-2011



NOTES:

1. FOR USE WITH 614129 NAMEPLATE BLANK
2. ———— INDICATES DIMENSION LIMITS
3. DIE TO BE MADE FROM MASTER SUPPLIED BY A. O. SMITH CORPORATION
4. DIE MUST PRODUCE A LEGIBLE IMPRESSION.

形位公差
 □ 平面度
 — 直线度
 < 倾斜度
 ⊥ 垂直度
 // 平行度
 ○ 圆度
 ⊙ 圆柱度
 △ 面轮廓度
 ∩ 线轮廓度
 ↗ 圆跳动
 ⊕ 位置度
 ◎ 同轴度
 ≡ 对称度

除另有注明
 尺寸公差如下:
 英寸 X XX XXX XXXX
 毫米 ±.1 ±.02 ±.005 ±.0005
 角度 ±.50 度
 清理毛刺和尖棱
 英寸 .003-.015 毫米 0.1-0.4
 内圆角
 英寸 .020 毫米 0.5
 表面粗糙度
 英制 125 米制 3.2
 米制尺寸显示在 []

绘图:	jrupert	09-19-2011
批准:	jrupert	09-19-2011
第三角投影		图纸格式发布日期 02-22-2008 图纸格式版本 F
机密: 本图纸及相关信息所有权归A. O. SMITH公司所有。未经A. O. SMITH公司书面授权, 不得泄露、复制、传播或作其他用途。—版权所有		
ASME Y14.5M 1994		

ELECTRICAL PRODUCTS COMPANY A DIVISION OF A. O. SMITH CORPORATION	
名称	CONN DIAGRAM NAMEPLATE
图幅	A
图号	614131-292
比例	NONE
页号	1