PRODUCT INFORMATION PACKET

Model No: F684
Catalog No: F684
Direct Drive Fan Motor, 1/3-.07 HP, 1 Ph, 60 Hz, 115 V, 1800 RPM, J56Y Frame, TEAO

Regal and are trademarks of Regal Rexnord Corporation or one of its affiliated companies.
©2022 Regal Rexnord Corporation, All Rights Reserved. MC017097E

Nameplate Specifications

Output HP	**1/3-.07 Hp**	Output KW	**0.25 kW**
Frequency	**60 Hz**	Voltage	**115 V**
Current	**5.5/3.1 A**	Speed	**1725/850 rpm**
Service Factor	**1**	Phase	**1**
Duty	**Continuous**	Insulation Class	**B**
Frame	**J56Y**	Enclosure	**Totally Enclosed Air Over**
Thermal Protection	**Thermally Protected**	Ambient Temperature	**55 °C**
UL	**Recognized**	CSA	**Y**
CE	**N**	Number of Speeds	**2-2-VT**

Technical Specifications

Electrical Type	**Split Phase, Induction Run, Multi-Speed**	Starting Method	**Across The Line**
Poles	**4/ 8**	Rotation	**Reversible Counterclockwise**
Mounting	**Round**	Drive End Bearing	**Ball**
Opp Drive End Bearing	**Ball**	Frame Material	**Rolled Steel**
Shaft Type	**Keyed**	Overall Length	**11.12 in**
Frame Length	**5.13 in**	Shaft Diameter	**0.498 in**
Shaft Extension	**2.00 in**		
Connection Drawing	**17050311.PCX**	Outline Drawing	**F684-S01**

This is an uncontrolled document once printed or downloaded and is subject to change without notice. Date Created:09/08/2022

Uncontrolled Copy

TYPE	FRAME
SP	J56Z

REV	ECO	REV BY	DATE	APPD	DATE
B	0025377	H.ZHANG	04-16-2012	B.SHEN	04-16-2012

ALL DIMENSIONS SHOWN IN PARENTHESIS ARE REFERENCE DIMENSIONS.

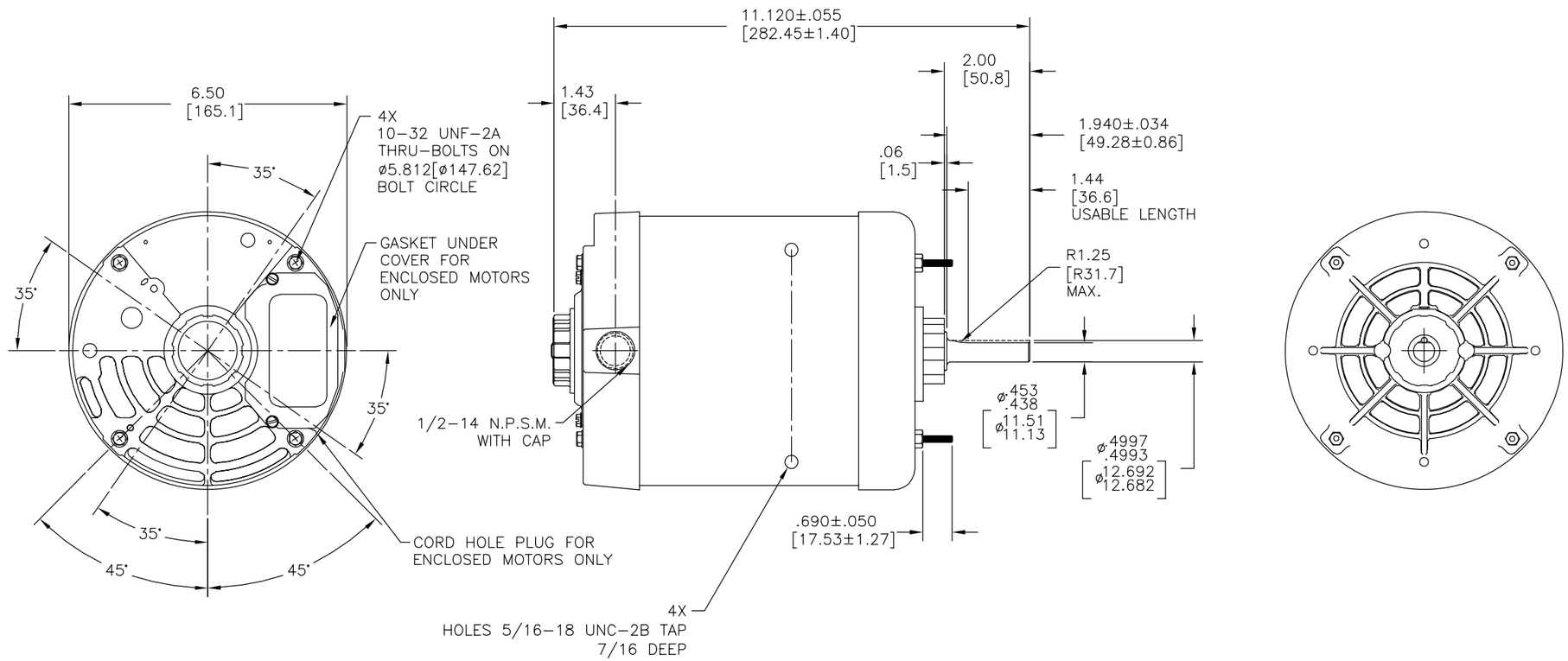

GEOMETRIC CHARACTERISTICS & SYMBOLS
- ▱ FLATNESS
- — STRAIGHTNESS
- ∠ ANGULARITY
- ⊥ PERPENDICULARITY (SQUARENESS)
- // PARALLELISM
- ○ ROUNDNESS (CIRCULARITY)
- ⌭ CYLINDRICITY
- ⌓ PROFILE OF ANY SURFACE
- ⌒ PROFILE OF ANY LINE
- ↗ RUNOUT
- ⌖ TRUE POSITION
- ◎ CONCENTRICITY
- ⌯ SYMMETRY

ASME Y14.5M 1994

UNLESS OTHERWISE SPECIFIED
DIM. TOLERANCES ARE AS FOLLOWS:

	X	XX	XXX	XXXX
INCH	±.1	±.02	±.005	±.0005
mm	±0.5	±0.13	±0.013	

ANG. ±.50 DEG
REMOVE BURRS & BREAK SHARP EDGES:
INCH .003-.015 mm 0.1-0.4
CORNER FILLETS TO:
INCH .020 mm 0.5
MACHINE SURFACES:
INCH 125 mm 3.2

METRIC DIMS. SHOWN IN [BRACKETS]

DR BY: JESUS M. ROMIREZ	03-21-2012	
APPD: SAMUEL JIMENEZ	03-21-2011	
THIRD ANGLE PROJECTION	EDS DATE 11-11-2011	
	FORMAT REV G	

CONFIDENTIAL: THIS DRAWING AND ITS INFORMATION ARE THE EXCLUSIVE AND CONFIDENTIAL PROPERTY OF REGAL-BELOIT CORPORATION AND ARE NOT TO BE DISCLOSED, DUPLICATED, DISTRIBUTED OR OTHERWISE USED WITHOUT THE WRITTEN CONSENT OF REGAL-BELOIT CORPORATION. -ALL RIGHTS RESERVED.

REGAL-BELOIT CORPORATION

DESCRIPTION: OUTLINE

SIZE	DWG NO	
C	F684	
SCALE NONE		SHEET 1

Uncontrolled Copy

TIPO	CARCAZA
SP	J56Z

REVISION:	ECO	REVISADO POR:	FECHA:	APROBADO POR:	FECHA:
B	0025377	H.ZHANG	04-16-2012	B.SHEN	04-16-2012

TODAS LAS DIMENSIONES MOSTRADAS EN PARENTESIS SON DIMENSIONES DE REFERENCIA.

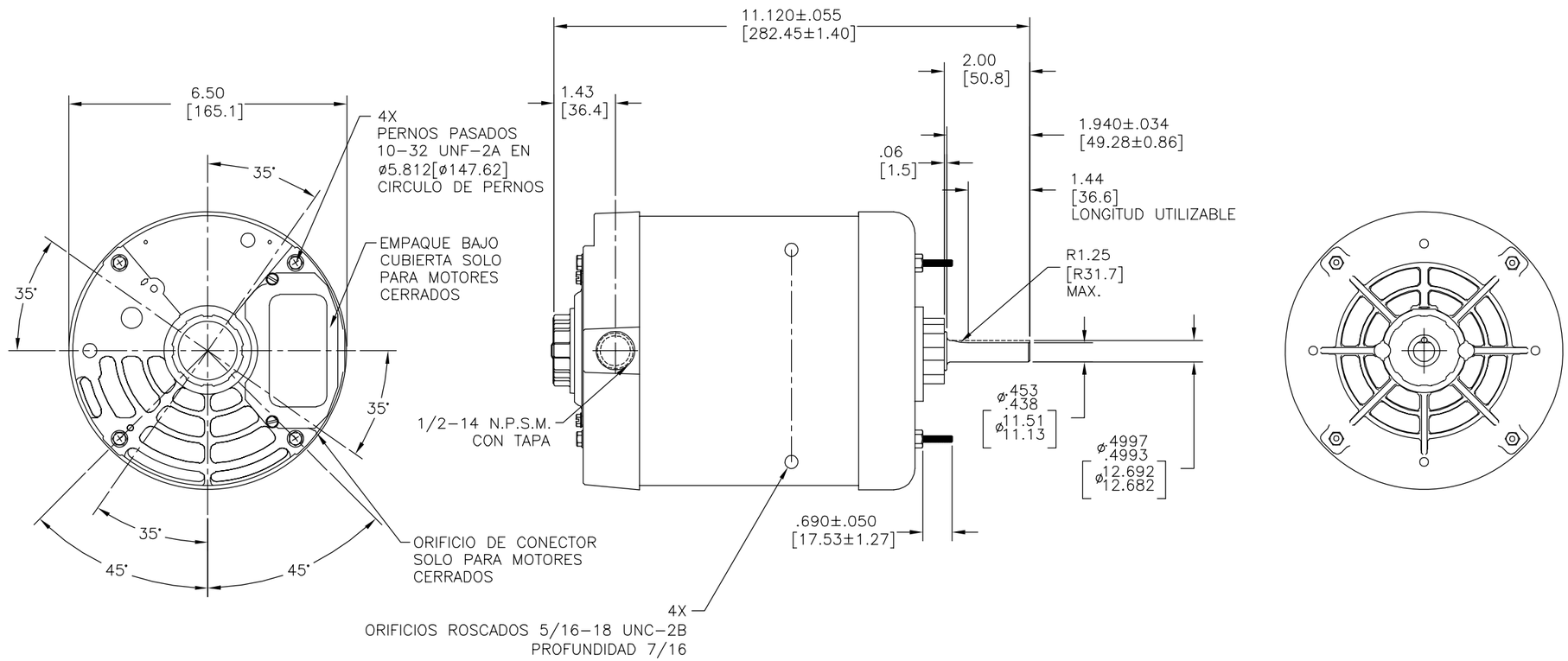

CARACTERISTICAS DE GEOMETRIA Y SIMBOLOS
- PLANICIDAD
- RECTITUD
- ANGULARIDAD
- PERPENDICULARIDAD (A ESCUADRA)
- PARALELISMO
- REDONDEZ (CIRCULARIDAD)
- CILINDRICIDAD
- PERFIL DE CUALQUIER SUPERFICIE
- PERFIL DE CUALQUIER LINEA
- VARIACION
- POSICION REAL
- CONCENTRICIDAD
- SIMETRIA

ASME Y14.5M 1994

A MENOS QUE SE ESPECIFIQUE DE OTRA MANERA, LAS TOLERANCIAS DE LAS DIMS; SON LAS SIGUIENTES:

	X	XX	XXX	XXXX
PULG	±.1	±.02	±.005	±.0005
mm	±0.5	±0.13	±0.013	

ANG. ±.50 GRADOS
ELIMINAR REBABAS Y ORILLAS FILOSAS DEL BORDE.
PULG .003-.015 mm 0.1-0.4
FILETEAR ESQUINA: PULG .020 mm 0.5
MAQUINAR SUPERFICIES
PULG 125 mm 3.2
DIMS METRICAS MOSTRADAS [PARENTESIS]

DIBUJADO POR: JESUS M. ROMIREZ	03-21-2012
APROBADO POR: SAMUEL JIMENEZ	03-21-2011
TERCER ANGULO DE PROYECCION	FECHA EDS: 11-11-2011
	REV. FORMATO: G

CONFIDENCIAL: ESTE DIBUJO Y SU INFORMACION SON PROPIEDAD DE USO EXCLUSIVO Y CONFIDENCIAL DE REGAL-BELOIT CORPORATION. Y NO DEBERAN SER REVELADOS, DUPLICADOS, DISTRIBUIDOS O USARSE DE OTRA MANERA SIN EL CONSENTIMIENTO ESCRITO DE REGAL-BELOIT CORPORATION. -TODOS LOS DERECHOS RESERVADOS.

REGAL-BELOIT CORPORATION

DESCRIPCION: OUTLINE

TAMAÑO: C | NUMERO DE DIBUJO: F684

ESCALA: NONE | HOJA: 1

Uncontrolled Copy

SP	J56Z

版本	ECO	编制	日期	批准	日期
B	0025377	H.ZHANG	04-16-2012	B.SHEN	04-16-2012

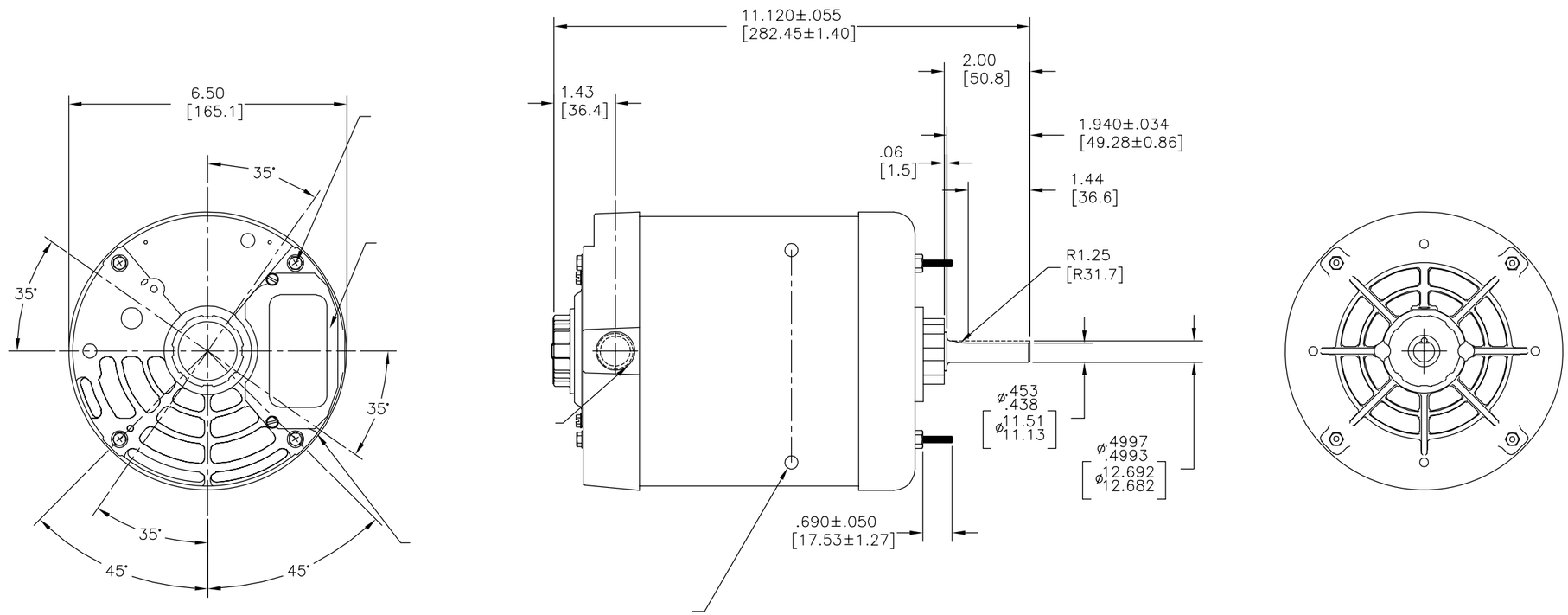

形位公差
- 平面度
- 直线度
- 倾斜度
- 垂直度
- 平行度
- 圆度
- 圆柱度
- 面轮廓度
- 线轮廓度
- 圆跳动
- 位置度
- 同轴度
- 对称度

ASME Y14.5M 1994

除另有注明
尺寸公差如下：

	X	XX	XXX	XXXX
英寸	±.1	±.02	±.005	±.0005
毫米	±0.5	±0.13	±0.013	

角度 ±.50 度
清理毛刺和尖棱
英寸 .003-.015 毫米 0.1-0.4
内圆角
英寸 .020 毫米 0.5
表面粗糙度
英制 125 米制 3.2
米制尺寸显示在[ ]

绘图:	JESUS M. ROMIREZ	03-21-2012
批准:	SAMUEL JIMENEZ	03-21-2011
第三角投影	图纸格式发布日期	11-11-2011
	图纸格式版本	G

机密：本图纸及相关信息所有权归REGAL-BELOIT CORPORATION。未经REGAL-BELOIT CORPORATION书面授权，不得泄露、复制、传播或作其他用途。一版权所有

REGAL-BELOIT CORPORATION

名称: OUTLINE

图幅: C | 图号: F684

比例: NONE | 页号: 1