

# PRODUCT INFORMATION PACKET



Model No: FDL6002  
Catalog No: FDL6002

MASTERFIT™ Fan and Blower Motor, 3/4 MAX HP, 1 Ph, 60 Hz, 115 V, 1075 RPM, 4 Speed, 48 Frame, OAO



Regal and Century are trademarks of Regal Rexnord Corporation or one of its affiliated companies.  
©2025 Regal Rexnord Corporation, All Rights Reserved. MC017097E





**Nameplate Specifications**

Phase	1	Output HP	3/4 MAX Hp
Output KW	0.56 kW	Voltage	115 V
Speed	1075 rpm	Service Factor	1.0
Frame	48Y	Enclosure	Open Air Over
Thermal Protection	Automatic	Efficiency	60 %
Ambient Temperature	40 °C	Frequency	60 Hz
Current	9.1 MAX A	Duty	Air Over
Insulation Class	B	UL	Recognized
CSA	Y	CE	N
Number of Speeds	4		

**Technical Specifications**

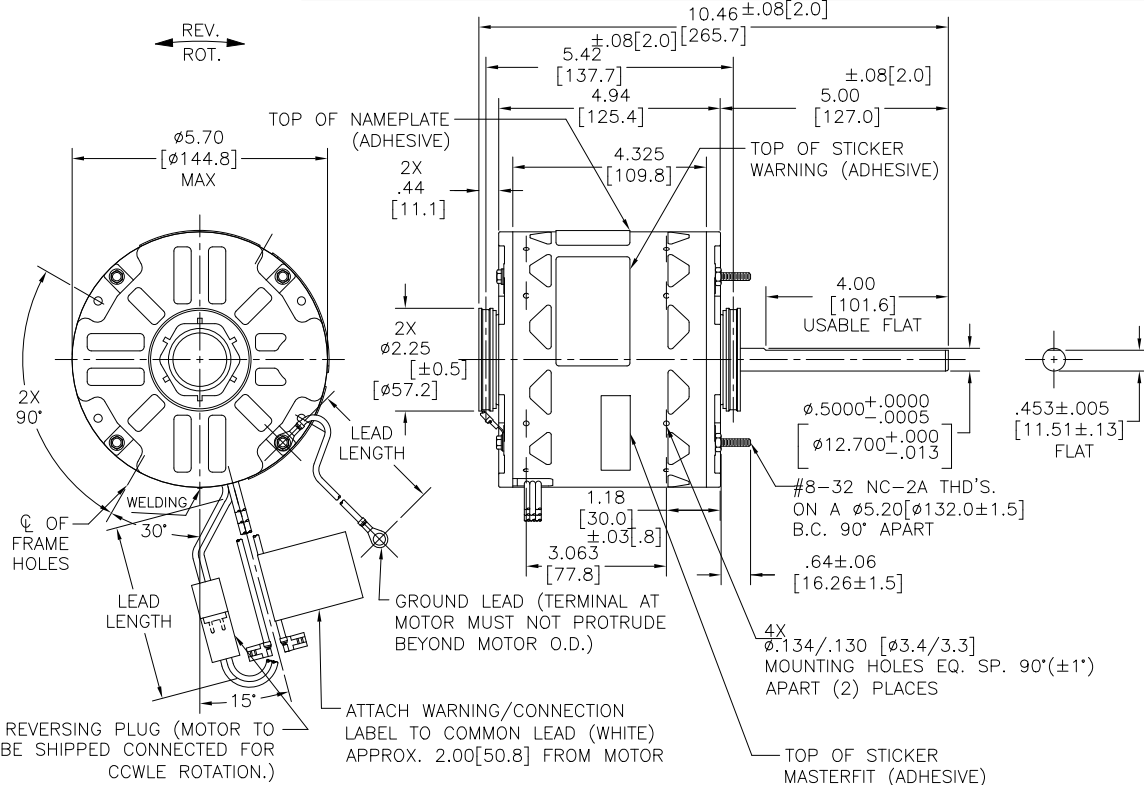
Electrical Type	Permanent Split Capacitor	Starting Method	Across The Line
Poles	6	Rotation	Reversible
Mounting	Resilient Ring/Extended Studs	Motor Orientation	Horizontal
Drive End Bearing	Ball	Opp Drive End Bearing	Ball
Frame Material	Rolled Steel	Shaft Type	Flat
Overall Length	10.30 in	Frame Length	4.86 in
Shaft Diameter	0.500 in	Shaft Extension	4 in
Outline Drawing	FDL6002_FA	Connection Drawing	614131-265

This is an uncontrolled document once printed or downloaded and is subject to change without notice. Date Created:02/10/2025

GENERAL INFORMATION:

SHAFT RUNOUT: .001[.03] T.I.R. PER INCH LENGTH OF EXTENSION  
 BEARINGS: BALL  
 MOUNTING POSITION: HORIZONTAL  
ELECTRICAL DATA:  
 OVERLOAD PROTECTOR: AUTOMATIC RESET (SENSATA 7AM 033)  
 LINE LEADS: NO. 18 GA., .03[.8] THK. XLP 125°C INSUL.  
 REVERSING PLUGS: NO. 18 GA., .03[.8] THK. XLP 125°C INSUL.  
 GROUND LEAD: NO. 18 GA., .03[.8] THK. (GREEN) INSUL.

REV	ECO	REV BY	DATE	APPD	DATE
D	ECR-0216351 CONSERVATIONIST LABEL REMOVED	MG	15.04.22	LS	15.04.22



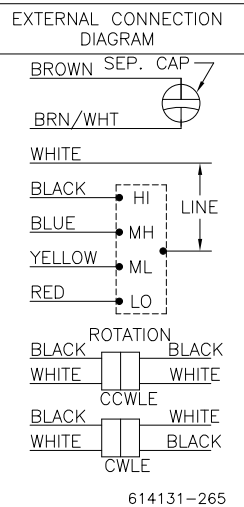
GREEN (GROUND)	9.0/11.0 [229/279]	.25[6.4] RING
BLACK/WHITE	3.0/5.0 [76/127]	REVERSING PLUG
BROWN	36.5/39.5 [927/1003]	.25[6.4] FLAG
BROWN/WHITE	36.5/39.5 [927/1003]	.25[6.4] FLAG
RED	36.5/39.5 [927/1003]	.25[6.4] FLAG
YELLOW	36.5/39.5 [927/1003]	.25[6.4] FLAG
BLUE	36.5/39.5 [927/1003]	.25[6.4] FLAG
BLACK	36.5/39.5 [927/1003]	.25[6.4] FLAG
WHITE	36.5/39.5 [927/1003]	.25[6.4] FLAG
COLOR	LENGTH	TERMINAL OR STRIP LENGTH

- NOTE:
1. DENOTES CRITICAL CHARACTERISTICS
  2. 4X SPLIT RING ADAPTOR 615035, 8X SCREWS N194P1504B9 TO BE PUT IN A POLYBAG & BE PACKED WITH EACH MOTOR
  3. DISTRIBUTION: CUST. P/N: FDL6002  
GRAINGER: CUST. P/N: 4ME26
  4. ALL LABEL READ FROM LE
  5. SPRING SHIM OLE SIDE

MAIN FRAME - OLE	OPEN
END FRAME - OLE	OPEN
MAIN FRAME - LE	OPEN
END FRAME - LE	OPEN

CUSTOMER	DISTRIBUTION SERVICE
----------	----------------------

SAMPLE SM20-044  
 NAMEPLATE DATA:  
 MODEL NO.: 5KCP39MGDD724S  
 CUST. P/N: FDL6002  
 HP: 3/4 MAX.  
 ROT.: REVERSIBLE  
 RPM: 1075/4 SPD.  
 TYPE: UF  
 FRAME: 48Y  
 VOLTS: 115  
 PH: 1  
 AMPS: 9.1 MAX.  
 HZ: 60  
 INS.: B  
 AMB.: 40° C  
 DUTY: AIR OVER  
 CAP.: 10 MFD/370 V  
 THERMALLY PROTECTED  
  
 MADE IN INDIA



GEOMETRIC CHARACTERISTICS & SYMBOLS  
 □ FLATNESS  
 — STRAIGHTNESS  
 ∠ ANGULARITY  
 ⊥ PERPENDICULARITY (SQUARENESS)  
 // PARALLELISM  
 ○ ROUNDNESS (CIRCULARITY)  
 ∅ CYLINDRICITY  
 ∩ PROFILE OF ANY SURFACE  
 ∩ PROFILE OF ANY LINE  
 ∩ RUNOUT  
 ⊕ TRUE POSITION  
 ⊕ CONCENTRICITY  
 = SYMMETRY  
 ASME Y14.5M 1994

REGAL-BELOIT CORPORATION (RBC) PROVIDES TECHNICAL ASSISTANCE TO OUR CUSTOMERS IN SEVERAL AREAS. SINCE RBC DOES NOT RECEIVE ALL DATA CONCERNING THE USE AND APPLICATION OF THE MOTOR, THE SUITABILITY OF THE MOTOR FOR THE APPLICATION MUST BE DETERMINED BY THE CUSTOMER.  
 DIMENSIONS WITHOUT TOLERANCES ARE FOR REFERENCE ONLY.

LEAD DATA  
 DR BY: MK 05.02.20  
 APPD: LS 05.02.20  
 THIRD ANGLE PROJECTION  
 CONFIDENTIAL: THIS DRAWING AND ITS INFORMATION ARE THE EXCLUSIVE AND CONFIDENTIAL PROPERTY OF REGAL-BELOIT CORPORATION AND ARE NOT TO BE DISCLOSED, DUPLICATED, DISTRIBUTED OR OTHERWISE USED WITHOUT THE WRITTEN CONSENT OF REGAL-BELOIT CORPORATION. -ALL RIGHTS RESERVED.

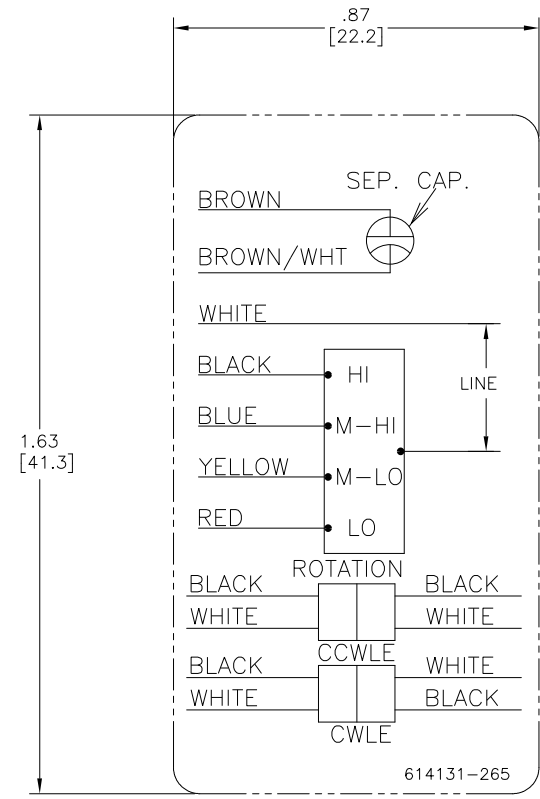
ENCLOSURE

REGAL-BELOIT CORPORATION

DESCRIPTION: MODEL-RFHP-48FR OUTLINE

SIZE: C DWG NO: FDL6002\_FA

SCALE: NONE SHEET: 1



- NOTES:
1. FOR USE WITH 614129 NAMEPLATE BLANK
  2. — — — — — INDICATES DIMENSION LIMITS
  3. DIE TO BE MADE FROM MASTER SUPPLIED BY REGAL
  4. DIE MUST PRODUCE A LEGIBLE IMPRESSION.

DRAWING REVISION G	REVISION BY J. RUPERT	DATE 04-19-2022	TOLERANCES UNLESS OTHERWISE SPECIFIED DEC. INCH mm ANGLE .X ±0.1 [±2.5] ±0.5° .XX ±0.02 [±0.51] .XXX ±0.005 [±0.127] XXXX ±0.0005 [±0.0127]	DRAWN BY: JZ	Regal Beloit America, Inc.
ECO NMR-0213524	APPROVED BY J. RUPERT	DATE 04-19-2022	REMOVED BURRS & BREAK SHARP EDGES .003/.015 [0.076/.381] X 45° CORNER FILLETS R.02 [51] MACHINED SURFACES .125/ mm 32/ INCH mm 32/ mm SHOWN IN [BRACKETS]	DATE: 03-31-2011	
ECO DESCRIPTION REVISED FOR UP ISSUE				APPROVED BY: CZ	DESCRIPTION CONN DIAGRAM-NAMEPLATE
<small>COPYRIGHT REGAL BELOIT AMERICA, INC. ALL RIGHTS RESERVED. PROPRIETARY AND CONFIDENTIAL INFORMATION - THIS DOCUMENT IS THE PROPERTY OF REGAL BELOIT AMERICA, INC. (OWNER) AND CONTAINS OWNER'S PROPRIETARY INFORMATION. ANY REPRODUCTION OR OTHER FIRM RECEIVING IT IS DENIED. BY RECEIVING IT, TO AGREE THAT IT, AND/OR ANY PART OF IT, SHALL NOT BE DISCLOSED TO ANY PERSON, CORPORATION OR OTHER ENTITY, DUPLICATED, AND/OR USED, EXCEPT AS EXPRESSLY APPROVED IN WRITING IN ADVANCE BY OWNER. THIS DOCUMENT SHALL BE RETURNED TO OWNER UPON REQUEST. IT MAY BE SUBJECT TO CERTAIN RESTRICTIONS UNDER APPLICABLE EXPORT CONTROL LAWS AND REGULATIONS.</small>				DATE: 03-31-2011	MATERIAL
				REFERENCE	PROCESS/FINISH
				THIRD ANGLE PROJECTION	SIZE DWG NO C 614131-265
					SHEET 1