


PRODUCT INFORMATION PACKET

Model No: 145TTGR16040

Catalog No: I514

Hazardous Duty® Explosion Proof Motor, 2 HP, 3 Ph, 60 Hz, 230/460 V, 1800 RPM, 145T Frame, EPFC



Regal and Marathon are trademarks of Regal Rexnord Corporation or one of its affiliated companies.

©2023 Regal Rexnord Corporation, All Rights Reserved. MC017097E

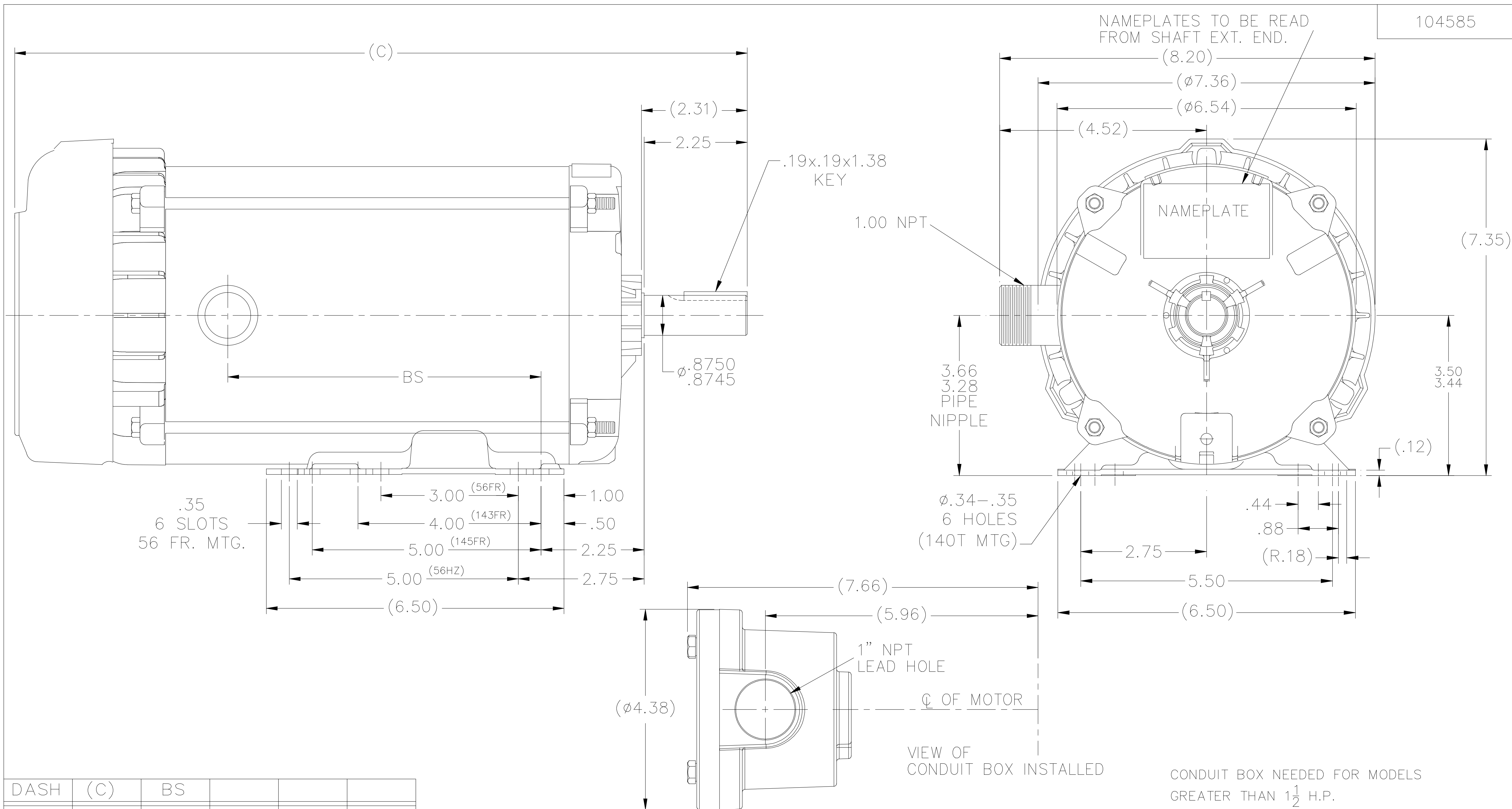
Nameplate Specifications

Output HP	2 Hp	Output KW	1.5 kW
Frequency	60 Hz	Voltage	230/460 V
Current	6.0/3.0 A	Speed	1760 rpm
Service Factor	1.15	Phase	3
Efficiency	86.5 %	Power Factor	71
Duty	Continuous	Insulation Class	F
Design Code	B	KVA Code	N
Frame	145T	Enclosure	Explosion Proof Fan cooled
Thermal Protection	Thermostat	Ambient Temperature	40 °C
Drive End Bearing Size	6205	Opp Drive End Bearing Size	6203
UL	UL Listed And CSA Certified	CSA	Y
CE	N	IP Code	54
Hazardous Location	DIV 1 EXP PROOF CL I GR CD CL II GR EFG T3B	Number of Speeds	1

Technical Specifications

Electrical Type	Squirrel Cage Inverter Rated	Starting Method	Line Or Inverter
Poles	4	Rotation	Reversible
Mounting	Rigid Base	Motor Orientation	Horizontal
Drive End Bearing	Ball	Opp Drive End Bearing	Ball
Frame Material	Rolled Steel	Shaft Type	T
Overall Length	16.50 in	Frame Length	9.31 in
Shaft Diameter	0.875 in	Shaft Extension	2.31 in
Assembly/Box Mounting	F1 ONLY	Inverter Load	CONSTANT 2:1/VARIABLE 10:1
Connection Drawing	A-EE7308T	Outline Drawing	B-104585-931

104585



DASH	(C)	BS			
681	14.00	4.84			
731	14.50	5.34			
781	15.00	5.84			
831	15.50	6.34			
881	16.00	6.84	SHOWN		
931	16.50	7.34			
981	17.00	7.84			

				TOLERANCES UNLESS SPECIFIED		REGAL™ Regal Beloit America, Inc.	DRAWN BLR 05-10-1999					
				DEC.	INCHES		CHK	ML	05-11-1999			
4	UPDATED LOGO	SG	08/07/2020	PVR	.X	±.1						
3	REVISED C'BOX PER CN40784A	JJB	02/23/2007	ML	.XX	±.03	TITLE	OUTLINE				
2	REDRAWN IN AUTOCAD, REMOVED -631 CN 46098	MJK	06/17/2005		.XXX	±.005	140 FR. - EXP. PR. - TEFC - 1 ϕ & 3 ϕ			SCALE 1=2		
1	NEW DRAWING MU 24921	BLR	05-12-1999		.XXXX	±.0005	MAT'L.			REF		
NO.	REVISION	BY & DATE	CHK	ANG	±7'30"		FINISH			PREV		
THIS DRAWING IN DESIGN AND DETAIL IS OUR PROPERTY AND MUST NOT BE USED EXCEPT IN CONNECTION WITH OUR WORK ALL RIGHTS OF DESIGN AND INVENTION ARE RESERVED THIS IS AN ELECTRONICALLY GENERATED DOCUMENT - DO NOT SCALE THIS PRINT				RFP	CAD FILE 104585			SIZE	DRAWING NO.	PAGE	OF	REV.
				DIST	WP	B			104585	4	4	

HIGH VOLTAGE



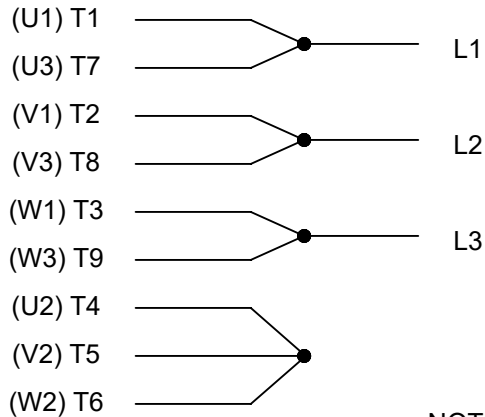
**THREE PHASE
DUAL VOLTAGE MOTOR**

THERMO-PROTECTORS
CONNECTED IN SERIES



**NOTE FOR FACTORY USE ONLY:
TO SURGE TEST FOR COMMON CONNECT:
HIGH VOLT: CONNECT P1 TO T1
THEN P2 TO L1
LOW VOLT: CONNECT P1 TO T1 & T7,
THEN P2 TO L1**

LOW VOLTAGE



VIEW OF TERMINAL END

NOTE: LEAD'S COLOR CAN BE YELLOW OR WHITE FOR MT2 PLANT

DRAWING REVISION T	REVISION BY ZR	DATE 01-14-2019		DRAWN BY SMC	Regal Beloit America, Inc.	
ECO ECO-0159915	APPROVED BY DR	DATE 01-15-2019		DATE 05-13-1992		
ECO DESCRIPTION ADDED TERMINAL CONNECTION DIAGRAM				APPROVED BY TB		DESCRIPTION CONN DIAGRAM-INTERNAL 3 PHASE - DUAL VOLTAGE MOTOR
<small>COPYRIGHT REGAL BELOIT AMERICA, INC. ALL RIGHTS RESERVED. PROPRIETARY AND CONFIDENTIAL INFORMATION - THIS DOCUMENT IS THE PROPERTY OF REGAL BELOIT AMERICA, INC. ("OWNER") AND CONTAINS OWNER'S PROPRIETARY INFORMATION. ANY PERSON, CORPORATION OR OTHER FIRM RECEIVING IT IS DEEMED, BY RECEIVING IT, TO AGREE THAT IT, AND/OR ANY PART OF IT, SHALL NOT BE DISCLOSED TO ANY PERSON, CORPORATION OR OTHER ENTITY, DUPLICATED, AND/OR USED, EXCEPT AS EXPRESSLY APPROVED IN WRITING IN ADVANCE BY OWNER. THIS DOCUMENT SHALL BE RETURNED TO OWNER UPON REQUEST. IT MAY BE SUBJECT TO CERTAIN RESTRICTIONS UNDER APPLICABLE EXPORT CONTROL LAWS AND REGULATIONS.</small>				DATE 05-13-1992		MATERIAL
			REFERENCE EE7308/EE7300	SIZE A	DRAWING NUMBER EE7308T	SHEET 1 OF 1
			THIRD ANGLE PROJECTION			

CERTIFICATION DATA SHEET

Model#: 145TTGR16040 AA
CONN. DIAGRAM: A-EE7308T
OUTLINE: B-104585-931

WINDING#: ZT4255 FR 3
ASSEMBLY: F1 ONLY

TYPICAL MOTOR PERFORMANCE DATA

HP	KW	SYNC. RPM	F.L. RPM	FRAME	ENCLOSURE	KVA CODE	DESIGN
2	1.49	1800	1760	145T	EPFC	N	B

PH	Hz	VOLTS	FL AMPS	START TYPE	DUTY	INSL	S.F	AMB°C	ELEVATION
3	60	230/460	6/3	ACROSS THE LINE	CONTINUOUS	F3	1.15	40	3300

FULL LOAD EFF: 86.5	3/4 LOAD EFF: 86.5	1/2 LOAD EFF: 85.5	GTD. EFF	ELEC. TYPE	NO LOAD AMPS
FULL LOAD PF: 71	3/4 LOAD PF: 62	1/2 LOAD PF: 49	84	SQ CAGE IND RUN	3.8 / 1.9

F.L. TORQUE	LOCKED ROTOR AMPS	L.R. TORQUE	B.D. TORQUE	F.L. RISE°C
6 LB-FT	61 / 30.5	24.5 LB-FT 408	33.2 LB-FT 553	45

SOUND PRESSURE @ 3 FT.	SOUND POWER	ROTOR WK^2	MAX. WK^2	SAFE STALL TIME	STARTS / HOUR	APPROX. MOTOR WGT
62 dBA	72 dBA	0.14 LB-FT^2	12 LB-FT^2	15 SEC.	2	65 LBS.

***** SUPPLEMENTAL INFORMATION *****

DE BRACKET TYPE	ODE BRACKET TYPE	MOUNT TYPE	ORIENTATION	SEVERE DUTY	HAZARDOUS LOCATION	DRIP COVER	SCREENS	PAINT
STANDARD	STANDARD	RIGID	HORIZONTAL	FALSE	EXP PROOF CL I GR C&D CL II GR E,F,G T3B	FALSE	NONE	BLUE (POWDER)

BEARINGS		GREASE	SHAFT TYPE	SPECIAL DE	SPECIAL ODE	SHAFT MATERIAL	FRAME MATERIAL
DE	OPE						
BALL	BALL	POLYREX EM	T	NONE	NONE	1144 STRESSPROOF (C-223)	ROLLED STEEL
6205	6203						

THERMO-PROTECTORS				THERMISTORS	CONTROL	SPACE /n HEATERS
THERMOSTATS	PROTECTORS	WDG RTDs	BRG RTDs			
TSTATS (N/C)	NOT	NONE	NONE	NONE	FALSE	NONE VOLTS

If Inverter equals NONE, contact factory for further information

*
N
O
T
E
S
*

INVERTER TORQUE: NONE
INV. HP SPEED RANGE: NONE
ENCODER: NONE
NONE NONE
NONE NONE PPR
BRAKE: NONE NONE
NONE P/N NONE
NONE NONE
NONE FT-LB NONE V NONE Hz

DATE: 06/27/2017 12:18:27 AM
 FORM 3531 REV.3 02/07/99

** Subject to change without notice.

Data Sheet

Date: 29-06-2017
 Customer: _____
 Attention: _____
 Submitted by: FAREEDA DUDEKULA



145TTGR16040

Submittal

Data @ 460 V

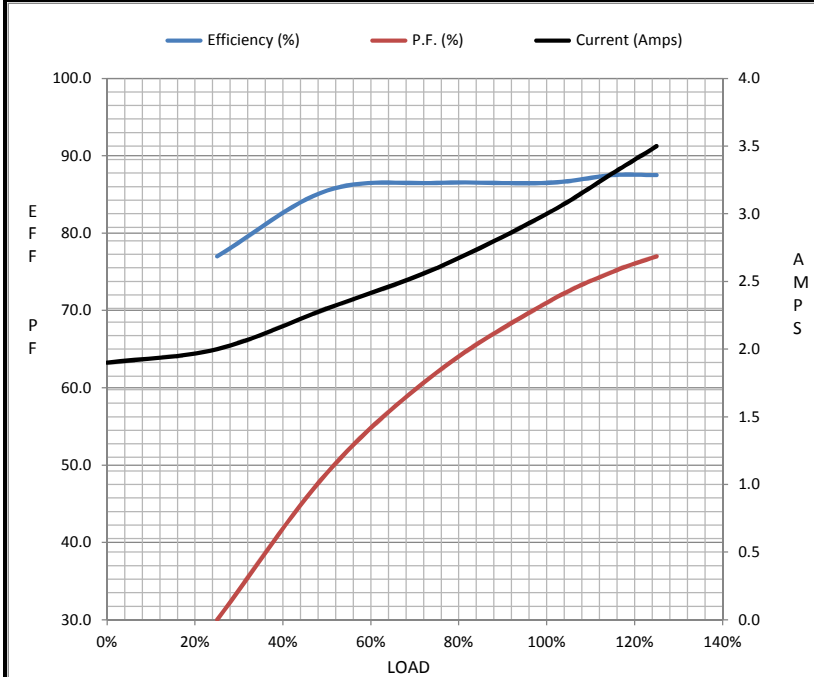
Motor Load Data

Load	0%	25%	50%	75%	100%	115%	125%	LR
Current (Amps)	1.90	2.00	2.30	2.60	3.0	3.3	3.5	30.5
Torque (ft-lb)	0.00	1.50	3.0	4.5	6.0	6.9	7.5	24.5
RPM	1800	1790	1780	1770	1760	1,755	1750	0
Efficiency (%)		77.0	85.5	86.5	86.5	87.5	87.5	
P.F. (%)	7.0	30.0	49.0	62.0	71.0	75.0	77.0	71.0

Motor Speed Data

	LR	Pull-Up	BD	Rated	Idle
Speed (RPM)	0	115	1200	1760	1800
Current (Amps)	30.5	29.5	19.5	3.0	1.90
Torque (ft-lb)	24.5	23.7	33.2	6.0	0.00

Information Block				
HP	2.0			
Sync. RPM	1800			
Frame	145			
Enclosure	TEFC			
Construction	TFR			
Voltage	230/460 V			
Frequency	60 Hz			
Design	A			
LR Code letter	N			
Service Factor	1.15			
Temp Rise @ FL	45 ° C			
Duty	CONT			
Ambient	40 ° C			
Elevation	1,000 feet			
Rotor/Shaft wk ²	0.14 Lb-Ft ²			
Ref Wdg	ZT4255 FR			
Sound Pressure @ 1M	62 dBA			
VFD Rating	NONE			
Outline Dwg	B-104585-931			
Conn. Diag	A-EE7308T			
Additional Specifications:				
0				
365THFS8036				
EQUIV CKT (OHMS / PHASE)				
R1	R2	X1	X2	Xm
3.9620	3.0100	5.7510	5.9360	160.3460



Speed - Torque Curve

